



Solstice

50' (15.24m) 2003 Farr 50 Pilot House
Fort Lauderdale Florida United States



OVERVIEW

\$585,000

Manufacturer:	Farr	Hull Material:	Fiberglass
Engines:	1 Yanmar	Cruise Speed:	
Engine Model:	4JH3-HTE	Max Speed:	
Engine HP:	100	Cabins/Heads:	/
Beam:	15' 5"	Fuel Type:	Diesel
Max Draft:	7' 6"	Fuel:	236 G (893.36 L)
Water:	250 G (946.35 L)		



Data Sheet

Category: Pilothouse
Condition: Used
Model Year: 2003
Beam: 15'5" (4.70m)
Max Draft: 7' 6" (2.29m)
LOA: 49' (14.94m)

Fuel Type: Diesel
Hull Material: Fiberglass

Displacement: 37400 Fuel Tank: 236 gal
(893.36 liters)
Fresh Water: 250 gal (946.35 liters)
Holding Tank: 35 gal (132.49 liters)

Engines/Generators

Engine 1

Yanmar
4JH3-HTE
100HP
74.57KW
Fuel: Diesel
Hours: 6880

Summary/Description

SOLSTICE is a Farr 50 Pilot House (PH) offshore performance/cruising, push button sailing machine.

Designed for a couple or family to go long range cruising, making safe, comfortable, exhilaratingly fast passages and destinations.

She is a tall cutter rig, built in Sweden at BSI Marine in 2003 as a robust 3 stateroom, 3 head layout yacht accomodating up to 8. She also comfortably carries a compliment of 4 - 6 guests in the owner's party with kids or crew. She is #22 of 25 built.

She's versatile..

This highly functional pilot house/center cockpit yacht is also a 2 MASTERS/HIS + HERS HEADS/2 OFFICES yacht interior with a WALK-IN CLOSET (day head) and WORKSHOP (mid guest cabin) layout with minor modifications. *This works extremely well for sailing couples who can work remotely, whether sailing locally or cruising globally.*

Starlink has changed the cruising world by freeing people up from ties to wherever, allowing those wanting to cruise as couples/families have a great new reason to throw the lines! Starlink not included in this sale.

The center cockpit is where the sailing action happens. Almost all sailing functions lead there for infinite combos of push button sail trim. The sugar scoop transom and deep swim/dive ladder enhance water access, as does the new tender stowed on new davits.

When Bruce Farr and his renowned crew of designers, naval architects and engineers produced the Farr 50 Pilot House, they raised the bar for this particular design. They also heightened expectations for owners, who prize excellent performance under sail, offshore reliability across a wide range of weather and sea conditions, with accommodations that blend extended cruising and liveaboard amenities with meticulously planned and executed interior and exterior designs.

SOLSTICE sailed Cape Canaveral to Ft. Lauderdale, FL in February of '24. Offshore, anchored nights, 2 onboard. Fantastic, powerful push button sailing. Peaceful + exhilarating passages.

Refit since 2022:

- New 74' Seldon black aluminum mast
- New Seldon black aluminum boom
- New Navtec rod standing rigging
- New running rigging
- New Rebuilt in-mast, genoa and staysail hydraulic systems
- New hand-laid Burmese teak deck, except in cockpit
- New Simrad Zeus/B&G electronics
- New Fisher Panda 8kw generator 36 hrs 2/24
- New 3 Dometic air condition compressors
- New 24V refrigerator + freezer compressors
- New Spectra DCV watermaker 14 GPH
- New house AMG batteries
- New 10' Highfield dingy + 20 hp outboard with locks
- New Stainless davits and outboard retriever/mount
- New aft Raritan Elegance electric "throne" toilet
- New Bomar hatch lights + port lights

- New Fusion stereo with Sirius weather equipment
- New Eberspacher diesel heater + ducting
- New galley faucet + separate purified water faucet
- New bedding, linens, towels, complete galley items.

A central feature of the interior is the pilothouse/salon/nav station/galley/social area, which is wrapped with safety glass windows for spectacular views and interactions. The raised dining/office settee for up to six is served by a large table for dining and living with close access from the port side galley and nav station. SOLSTICE's starboard pilot house is raised outboard of the conveniently accessed engine + machinery compartment. The pilot house/salon/dining/nav/lounge area is the interior center of where sailing life occurs onboard SOLSTICE.

The entire interior of the yacht is very comfortable with a large, private master stateroom aft, equipped with a queen berth, leather settee/sofa, deep hanging wardrobes and ensuite "Throne" head with separate stall shower for 2 and hidden combo washer/dryer. The master sofa converts to a berth/sea berth and invites great reads and naps!

Forward of the salon, 2 steps down to starboard is the roomy full single berth cabin with retractable pipe berth over with lots of good storage. This cabin is convertible into a WORK SHOP/STORAGE AREA. Forward to port is a sun lit day head with Corian sink, well-ventilated, can also be converted to a WALK-IN CLOSET. The forward cabin is as nice as the master with centerline queen wrapped in high gloss & satin mahogany crafted by gifted Scandinavian craftsmen + women with tons of storage and ensuite head + shower. A stainless "stripper pole" is at the foot of the bed supporting the baby stay to the hull + deck.

Without a doubt, SOLSTICE is an exhilaratingly fast sailing yacht, extremely well-built to take the rigors of the oceans. Daily runs in the 200-mile range make for fast passages and exciting sailing. Additionally, when dealing with dicey weather patterns, the extra speed can make a huge difference when trying to avoid bad weather.

She's wired for US and European shore power and has a seamless transfer electric converter.

A couple can take off on her with the full confidence of having a super-sound platform for an exciting sailing life. Accommodations cruising and at anchor are most comfortable, and exude natural comfort and quality. SOLSTICE is standing tall, in very good condition, about ready to go cruising again.

SOLSTICE video coming.

July 2023 out of water survey available upon request.

Available for inspection in downtown Ft. Lauderdale, FL.

If it's in your DNA, and the time is NOW for you and your partner and/or family to go cruising in a beautifully serious, offshore, pedigreed sailing yacht, SOLSTICE may tick all your boxes!

Overview

Interior Styling & Accommodations

This Farr 50 Pilothouse provides comfortable accommodations for eight in three private staterooms and three heads, two with stall showers. Also considered a 2 bed/ 2 bath/ 2 office with WALK-IN CLOSET (3rd mid-ship cabin) and WORK ROOM(day head) or visa versa. The seascape views from the large, tufted leather settee surrounding the main salon and dining table evoke a sense of wide openness and comfort in any anchorage and dramatic views of the ocean when sailing.

The high-quality interior with elegant Scandinavian joinery of African Mahogany and fresh teak and holly cabin soles is lovely. The Ocean Air screens for the overhead deck hatches keep the interior comfortable in the tropics. There are plenty of screened opening port lights and numerous hatches to provide natural ventilation.

Features:

- Three carefully designed cabins with accommodations for eight.
- Three heads; two full size with stall showers and a day head.
- Safe and functional passageway galley stocked with cutlery, dishes etc.
- Panoramic views from the pilothouse.
- Modern flat panel interior with African mahogany joinery and a satin varnish finish
- Varnished teak and holly cabin sole with a satin varnish finish, all cabin sole pieces are hinged with positive locking latches.
- Tufted Elmosoft leather upholstery in the main salon and master stateroom settees.
- High-quality joinery hardware and hinges with silver and chrome finish.
- Full set of new tan, medium pile snap-in interior carpets.
- Valiance accent lighting throughout the interior of the yacht.
- Numerous mahogany overhead handrails, as well as teak fiddles on most of the surfaces, provide safe and easy passage throughout the interior.
- Lee cloths and pad-eyes installed at all berths as well as the main salon and aft cabin settees.
- Curtains for all portlights.
- 24 VDC Hella fans located in all cabins.
- Ocean crome reading lamps in each stateroom and main salon.

Creature Comforts:

- Air conditioning – OceanAire three-zone reverse cycle (2022)
- Eberspacher diesel heater with new ducts to every cabin and main salon (2023)
- Two VacuFlush freshwater toilets (refurbished 2022; all sanitation lines replaced).
- New Radiant Elegance Toilet in Master Head (2022; all sanitation lines replaced).
- Bow thruster – retractable (new prop and controls, 2022).
- New Lewmar bow thruster control panel (2022)
- Furlex/Selden, hydraulic furling main, staysail, and genoa (rebuilt 2022).
- Electric winches for push-button sailing (refurbished 2022).
- Flat-screen TV, stereo, and integrated speakers.
- Seagull water filter at galley sink.
- Direct water line from Spectra Catalina 340C to galley sink.
- Large capacity 24v freezer and refrigerator.
- Double wide aft deck seats.
- Bow pulpit seat.
- Pilot house windshield covers.

MAIN SALON AND PILOT HOUSE

Entering the companionway from the cockpit, it's three steps down to the main salon with the raised settee dinette to starboard. Adjacent the settee is a flat-screen LG TV which conceals within the galley return.

- Large panoramic safety glass windows provide incredible seascape views and natural lighting
- Contoured steps leading to and from the salon from the forward and aft passageways as well as the companionway. All steps have non-slip rubber inlays and well-placed handholds for added safety.

- New 2022 gorgeous mahogany salon table half-round fiddles. Below the table, is a liquor locker with bottle storage!
- Alternate mahogany cocktail table top stored.
- Wrap around tufted settee with Elmosoft leather upholstery.
- Large wet hanging locker located forward of the navigation station
- Speakers in the salon and cockpit are integrated with the entertainment system (2023)
- Two opening portlights aft open to the cockpit (all portlight and hatch lenses replaced 2022).
- Two new Lewmar Size 44 deck hatches with OceanAir Sky Screens (2022)
- Under nav station, main dc breaker panel.
- Behind nav station are the ships manuals, well organized.

GALLEY

The galley is to port of the companionway with two steps down. It is very secure in a seaway and offers every amenity and some additional custom features that enhance workability.

- Desirable walk-thru passageway galley with loads of counter space, drawers, and lockers, L shaped.
- Attractive and easy to clean Corian countertops with corian fiddles
- 4.6 sq.-ft. Front-loading refrigerator
- Large Isotherm top loading freezer
- Air cooled Technautic CoolBlue 24 VDC refrigerator and freezer compressors
- Force-10 3-burner galley stove with oven and broiler
- Ventilated extractor fan located above the stove
- Stainless steel Origo microwave oven
- Manual fresh water foot pump
- New Galley faucets (2022)
- Seagull IV freshwater filtration system
- Double basin stainless steel sink with hot/cold pressurized water and mixing faucet
- Vented propane locker on deck with solenoid and pressure valve sized for two 20lb tanks

MASTER STATEROOM

The master stateroom is aft and accessed through the port passageway. This smart use of space incorporates a centerline walk-around queen-size berth with upholstered headboard. To port, a full-size tufted leather settee. To starboard, large wardrobe of hanging lockers. Aft, a full-beam storage area with countertop surface and loads of storage within various lockers and cabinets, there's also a concealed combination Ariston washer/dryer with dedicated cabinet. To starboard, is the ensuite head complete with a surprisingly large separate stall shower for 2. New freshwater Radiant toilet (2022), and vanity with a single basin sink. Ventilation is provided by numerous opening portlights and an overhead deck hatch with OceanAir screen. All hatches and port lights lenses replaced (2022).

AFT HEAD

- Gray Fieldstone Corian countertop
- White sink with Gray Fieldstone colored trim
- Stainless steel handrail
- Storage for toiletries outboard of the sink as well within a large cabinet

- Stainless steel towel rack, soap dispenser, and toothbrush holder
- Ceiling exhaust fan
- New mirror (2023)
- Separate stall shower with teak shower seat and acrylic shower door
- Opening portlight – Opens to the cockpit

FORWARD STATEROOM

Forward of the salon and down two steps, is the forward passageway leading to the comfortable, classy forward VIP cabin or *2nd master*. Guests will appreciate and love the size of the centerline queen berth, tall hanging lockers port and starboard, and abundant cabinets, shelves, and lockers outboard. To starboard, the ensuite head features a freshwater VacuFlush toilet, vanity with sink, and a large stall shower. All hatches and port light lenses replaced (2022). Of course, there is a central stripper pole securing the mast's baby stay to the hull the hull below.

FORWARD HEAD

- Gray Fieldstone Corian countertop
- White sink with Gray Fieldstone colored trim
- Stainless steel handrail
- Storage for toiletries outboard of the sink as well as a tall cabinet above the toilet
- Large shower with improved headroom over the standard Farr 50, includes a recessed shower curtain track for the shower curtain and a dedicated shower sump
- Stainless steel towel rack, soap dispenser, and toothbrush holder
- Sealand freshwater Vacuflush toilet. Vacuflush system refurbished (2022)
- Opening portlight
- New mirrors (2023)
- White fiberglass and Gray Fieldstone Corian floor with sump and drain

GUEST/CREW CABIN/WALK-IN CLOSET

The starboard guest cabin has a single lower berth with a removable pipe and cloth upper berth for when additional accommodations for crew or guests are required. There is a drawer below the lower berth and a tall closet with shelves, ideal for extra gear, tools, and spares. Adjacent to the guest cabin is the day head with freshwater VacuFlush toilet and a vanity with sink.

DAY HEAD/WORK SHOP

- Gray Fieldstone Corian countertop
- White sink with Gray Fieldstone colored trim
- Stainless steel handrail
- new mirror (2023)
- Small cabinet above the toilet for toiletries and personal items
- Sealand freshwater Vacuflush toilet. Vacuflush system refurbished (2022)
- White fiberglass and Gray Fieldstone Corian drain

Navigation & Communication Equipment

NAVIGATION STATION ELECTRONICS

In 2022/2023, Solstice's navigation system was upgraded to include new B&G Zeus/Triton navigation & communication systems, Simrad autopilot and Sirius sat weather equipment. The navigation station and ship's office is forward to port in the pilothouse with a form fitting STIDD multi-adjustable leather navigators seat.

- Forward-facing navigator station with deep fold top chart table
- Custom adjustable STIDD 500N Navigator's chair and pedestal
- B&G Zeus 12 Multifunction Display (2022)
- B&G/Simrad ForwardScan sonar
- DST-810 Depth/Speed/ Temp Sensor
- B&G ZG100 High Accuracy GPS Receiver (2022)
- B&G Triton 2 Multi-function displays (2022)
- B&G H5000 Barometer Sensor (2022)
- Simrad NAC-3 Autopilot system with AP22 control display and WR10 wireless controller (2022)
- B&G V100 VHR marine radio with Class B AIS transceiver (2022)
- Sirius WM-4 Sat Weather Receiver (2022)
- Super Halo Cell Booster
- Peplink Max BR1 Mini LTE (Cat-4) LTE Router
- GoFree WiFi 1 wireless module (2022)
- Fusion MS-RA210 Marine Entertainment System
- Fusion MS-FR6022 6' 2-way speakers, 200 Watts Max Power
- Spectra watermaker control panel (2022)
- Chart lights at nav table and DC breaker panel
- 7 volume ships documents and manuals
- 2nd auto pilot ram mounted

COCKPIT & HELM ELECTRONICS

- B&G Zeus 9 Multifunction w/ AIS (2022)
- Simrad NAC-3 Autopilot system with AP22 control display and WR10 wireless controller (2022)
- B&G V-100 VHF Radio at helm and nav station (2022)
- Electronic PA /Hailer with programmed hailing with VHF
- B&G Triton 2 Multifunction Display (2022)
- Suunto Binnacle Compass
- Custom pedestal panel for exterior lights: strobe, spreader lights, and forward deck light. Dimmable boom lights.
- Windex on the masthead
- All pedestal wiring connections re-soldered (2022).

Construction & Key Features of the Hull & Deck

HULL

The hull shape is a classic modern cruising hull with a long fin winged keel, sharp entry and flowing aft sections. The watertight collision bulkheads and the incredible sail locker on the foredeck are two amazing features that make this vessel a sought after long range cruiser.

The hull laminate of the Farr 50 is constructed with a Divinycell core that is fitted using vacuum techniques. Multiaxial fibers, high-quality isophthalic polyester resins, and two layers of Kevlar aramid create a hull with improved impact resistance and impeccable strength.

An internal bottom grid is laid up over a female mold then laminated into the base of the hull to create a single monolithic structure for additional stiffness. All shroud chainplates are thru-bolted and reinforced into the main bulkheads. Careful consideration for the placement of multiaxial laminates and strict adherence to Farr Yacht Design's specifications ensures all loads of the rigging and deck fittings are evenly distributed through the hull.

The keel of the Farr 50 is solid lead with 4% antimony and 316-L stainless steel bolts cast into the lead and backed with substantial transverse backing plates. The keel has a winged shape for added performance upwind and excellent stability. The yacht likes to stand up and go sailing.

- Kevlar Aramid fiber reinforcement integrated into the hull for superior strength and stiffness
- Latitudinal and longitudinal structural stringers and bulkheads glassed to the hull sides
- TWO watertight bow sections for added safety at sea and double bulkhead collision protection
- White Ashland Maxguard NP 10000 isophthalic gelcoat for protection against osmosis
- Black cove and boot stripe (new 2022)
- Combination teak and stainless steel rub rail
- Sugar scoop swim platform with teak steps, transom hot/cold shower, and folding swim ladder for comfortable water access
- Bronze ball valve type seacocks (greased in 2023)

DECK

The deck of the Farr 50 is constructed with a Divinycell core, chop strand matting, and unidirectional fibers bonded with isophthalic polyester resins. The deck is mated to the hull with both mechanical fasteners on 6-inch centers through an inward flange, as well as chemical bonding resulting in a very strong hull to deck joint. The deck is finished with 1/2 inch Burmese teak planking - hand cut and laid in 2022.

At the bow, is a sizeable self-bailing chain locker with segmented chain storage. Aft of the chain locker is a very large, double watertight bulkheads sail locker with a generous amount of storage for fenders, lines, and equipment. Sail locker also has a dedicated automatic bilge pump. At the stern, a full-beam lazarette with two deck hatches provides additional storage as well as access to the steering gear and watertight bulkhead aft. Overall, the Farr 50 has an incredible amount of deck storage! All deck access hatches have Rondal watertight latches and self-bailing drains. The forward sail locker also has a dedicated automatic bilge pump with a high water alarm.

- Vertical Retractable Bow Thruster
- Large chain locker forward with easy access to the windlass motor
- Huge sail locker accessed from the deck provides two watertight collision bulkheads forward
- Stern locker across the transom provides watertight bulkhead aft and loads of storage
- Bonded teak deck with black caulking
- Natural teak cap rail
- Four dorade boxes, two forward and two aft, for natural ventilation throughout the yacht (new 2022).
- Jackline and safety tether pad-eyes located fore and aft with an additional pad-eye located just forward of the inner stay
- Kato Marine stainless steel davits
- Highfield hypolon 10' inflatable w 20 HP Tohatsu (new in 2023)
- Five pair of stainless steel stanchions with side boarding gates port and starboard (lifelines new in 2022).
- Stainless steel handrails on the coach roof

- Pilothouse windows constructed of toughened safety glass, flush fitting with integral frames
- Nine Lewmar polished aluminum Ocean deck hatches (lenses replaced 2022)
- Two extra-wide, aft rail teak slat seats with stainless steel frames integrated with the pushpit
- Teak bow seat
- Exterior lighting includes: Fore and aft deck lights, spreader lights, strobe; and two boom lights with timed dimmer at nav station.
- Bracket for the dinghy engine located in the lazarette
- Locks for dingy and outboard motor

COCKPIT

- Whitlock Royal steering pedestal with leather-wrapped 42" 10-spoke Mini Maxi stainless steel wheel
- Whitlock Royal steering mechanical connection from wheel to rudder.
- Yanmar engine control panel with instrumentation.
- Emergency off switch for hydraulic system
- Stainless steel folding Wichard pad-eyes for safety harness and tether
- Teak cockpit coaming
- Folding teak cockpit table with drink holders
- Two-piece smoked Plexiglass washboard with natural teak trim and companionway lock. Clever dedicated washboard storage inside a well located below the forward end of the cockpit.
- Suunto binnacle compass, needs adjusting
- Fusion cockpit speakers integrated with the yacht's entertainment system

GROUND TACKLE & MOORING

- Stainless steel stem head fitting with twin bow rollers, anchor receivers, and Spinnaker tack point
- Lewmar Ocean 24v electric vertical windlass with Quick handheld remote and push-button controls at the helm
- 30 kg/73 lb stainless steel Rockna primary anchor with 200 ft. of stainless steel anchor chain
- Fortress aluminum lunch anchor w rode
- One pair of 16" stainless steel mooring cleats fore and aft
- Two pair of 12" stainless steel spring cleats located mid-ship (eight total)
- Mooring lines and fenders

CANVAS

- Full beam Sunbrella dodger with Eisenglass windows, opening center window, and 1-inch stainless steel frame. Features a leather-wrapped trailing edge grab rail and reinforced seams. (New in 2022).
- Sunbrella bimini top with a connector piece (New in 2022).
- Pedestal and helm cover
- Companionway cover
- Set of cockpit cushions and shaped backrests

Rigging & Sail Handling

RIGGING

- New Selden 3-spreader black painted keel-stepped aluminum mast and boom with double lower shrouds and

inner forestay (2022)

- New Navtec stainless steel rod standing rigging (2022)
- Selden hydraulic in-mast furling mainsail and hydraulic furling genoa and staysail with helm controls (refurbished 2022)
- Antal halyard tensioners for the main, genoa, and staysail halyard – enables precise control of the halyard tension and minimizes lines on deck
- Selden carbon fiber spinnaker pole with mast mount, track, heel control, and topping lift. Needs paint
- Navtec hydraulic boom vang (refurbished 2023) and backstay tensioner with a control panel in the cockpit. All hoses replaced (2023).
- Lewmar adjustable traveler
- Spinnaker sheet and guy blocks fitted to the cap rail
- Adjustable genoa and staysail cars on sheet tracks
- Main, genoa, and staysail halyards led to the cockpit
- Spare main halyard and spinnaker halyard at the mast with line jammers
- Main, genoa, staysail, and spinnaker sheets
- Running backstays
- In-boom preventer lead aft to the cockpit
- Masthead tri-color, strobe, and anchor lights (2022)
- All new running rigging (2022)

SAILS

- Quantum Hydranet crosscut 657 sq.-ft. mainsail (2015)
- Quantum Hydranet crosscut 926 sq.-ft. genoa (2016)
- UK Sailmakers Premium Dacron staysail
- UK Sailmakers MPS tri-radial 1.5 oz 1991 sq.-ft. cruising chute with an ATN suffer
- Main and genoa sailed 2/24 observed in very good condition

WINCHES

- Lewmar 66 C-EST electric two-speed primary winches
- Lewmar 50 C-EST electric two-speed mainsheet winch
- Lewmar 50 C-EST electric two-speed outhaul winch
- Lewmar 50 C-EST two-speed backstay winches
- Lewmar 50 C-ST two-speed halyard winches on the foredeck
- Primary and secondary electric push-button controls located adjacent to each winch with repeaters at the helm
- Furling controls located at the helm

Ship Systems

ENGINE & MECHANICAL

Beneath the cabin sole of the raised salon, is a very spacious mechanical compartment with the main engine, generator, watermaker, plumbing, and most major systems. This location under the cabin sole provides incredible access for maintenance and keeps all the mechanicals in one central location.

- Yanmar 100 HP 4JH3-HTE 4-cylinder turbo diesel engine with Silent exhaust system. 6,880 hours as of 2/2024.
- 45 MM Stainless steel propeller shaft with Aqua Drive anti-vibration flexible coupling and PSS dripless shaft seal

- Kanzaki reduction gear KM41 3.30:1
- New Dual Racor fuel filters with by-pass valve enable self-fuel polishing and added protection against foul fuel (2022)
- New Single Racor fuel filter for the generator (2022)
- New sea water strainers for engine, generator and AC system (2022).
- Lewmar 200 SVTAE 10 HP retractable bow thruster (new prop and controls 2022)
- Max Prop 23" 3-blade variable pitch propeller (rebuilt 2022)
- Ambassadors line cutter on the propeller shaft
- Reverso electric oil change and fill pump (refurbished 2022)
- New Dometic reverse cycle 3-Zone air conditioning system compressors with a 16,000 BTU unit in the salon, and two (2) 8,000 BTU units dedicated to the forward and aft staterooms (2022).
- New Eberspacher Hydronic 10kW diesel heater (2023)
- Lewmar Commander 200 Power Pack for the hydraulic in-mast mainsail and both headsail furling units (hydro lines and fittings in locker replaced (2022)).
- Whitlock Mamba solid linkage, torque tube transmission drive steering system – reduces the amount of stress and load on the steering system.
- Two (2) Jabsco 4" engine room blowers (one in and one out).

PLUMBING & TANKAGE

- Fuel capacity: 236 gallons – Two stainless steel fuel tanks (169 gal + 56 gal. SOLSTICE was constructed with improved fuel capacity in comparison to the standard Farr 50.
- Water capacity: 251 gallons – Two stainless steel water tanks (156 gal port + 95 gal starboard)
- New Holding tank (Polyethylene) capacity: 35 gallons (2022)
- New Spectra Catalina 340c, Watermaker [14 gallons per hour] (2022)
- Gas bottle contained (capacity for two tanks) within a ventilated gas locker on deck (plumbing and gauge replaced 2022).
- Sigmar 16 gallon hot water heater supplied by either 110 VAC or the engine-driven heat exchanger and/or Eberspacher heating unit.
- Fuel, water, and holding tank gauges. Holding tank gauge new in 2022.
- Whale Gusher 10 manual bilge pump – capable of 17 gallons per minute, located in the cockpit
- Three independent bilge pumps with float switches; high water alarm in main bilge.
- Idromini ACB-61E high-pressure water pump
- Fresh and saltwater deck washdown with high pressure Jabsco Par Max 3 pump at the bow and stern
- Vacuflush waste discharge pump and macerator (hoses replaced in 2022)
- Transom hot/cold shower

ELECTRICAL SYSTEM

- New Fischer Panda 8kW Whisper generator, 36 hours 2/2024
- Automatic step-up/down isolation transformer enables the utilization of either US or European shore power connections
- High output Mastervolt 110 amp primary alternator with Alpha Pro II 3-stage regulator for charging the house battery bank
- MPPT Controller at house battery bank. No solar panels on board.
- Six 210 Amp AGM batteries dedicated to the 24 VDC house systems with a Mastervolt MASS 24 VDC / 100 Amp battery charger. The total combined capacity is 630 amp hours at 24 volts.

- New Mastervolt 24 VDC / 2500 W charger/inverter (2022)
- AGM battery dedicated to the 12 VDC service bank with a Mastervolt IVO 8772 converter for 12 volt charging off the 24-volt system (2022)
- AGM battery dedicated to the engine and generator starter with a 125 Amp Mastervolt 12 VDC battery charger
- Hitachi 12 volt 80 amp secondary alternator for charging the starter battery
- Mastervolt Masterswitch Plus 16 power management and generator start panel enables automatic switching from inverter/generator/shore power AC input
- Emergency parallel switch between the service bank and starting battery bank
- Dimmer switches for all interior overhead lights
- Interior lights upgraded to LED
- Marincor shore power connections at the transom
- Masthead and navigation lights
- Fusion stereo system (2022)

SAFETY EQUIPMENT

- S1A Fume detector with an automatic gas shut-off valve in the galley (new plumbing and wiring in 2022).
- Fire and carbon monoxide detectors in all staterooms
- Wichard pad-eyes and jackline
- Emergency tiller
- ACR 406 MHz EPRIB CAT-II
- MOB Module
- Life sling and recovery line
- Marco electronic horn


Disclaimer

The company offers the details of this vessel in good faith but cannot guarantee or warrant the accuracy of this information nor warrant the condition of the vessel. A buyer should instruct his agents, or his surveyors, to investigate such details as the buyer desires validated. This vessel is offered subject to prior sale, price change or withdrawal without notice.

























CE MANUAL FARR 50022

BOOK 1

- Watermaker
- Fuel Filter
- Burton Teller
- Yacht Club
- Water Filter
- WATERWALL
- Program Detector

BOOK 2

- Hydraulics (C 286)
- Waters (Fates)
- Waters & DUCKS
- Waters Control (Dut)
- Waters (Lamar)
- Sea Thruster
- NAVTEC
- Electropacer

BOOK 3

- Life Boat
- Marine Engine System
- Johnson
- Fridge Pump
- REVERSED
- ISOTHERM
- Working Machine


BOOK 4

- Max-Profit
- Refrigerator
- REUSEN Spans
- LO LEO TV
- WINDO Chut
- Hubbing Tank (Mush)
- Fuel Transfer Pump
- Control
- Workshop
- Watches
- Washdown
- Wiring Valve
- Engine Reverser
- WIRE
- 100000000
- Sea-Water Reverser
- Lifeboat

SOLSTICE OWNER'S MANUAL - FARR 50

Galaxy S20 FE 5G

Galaxy S20 FE 5G






















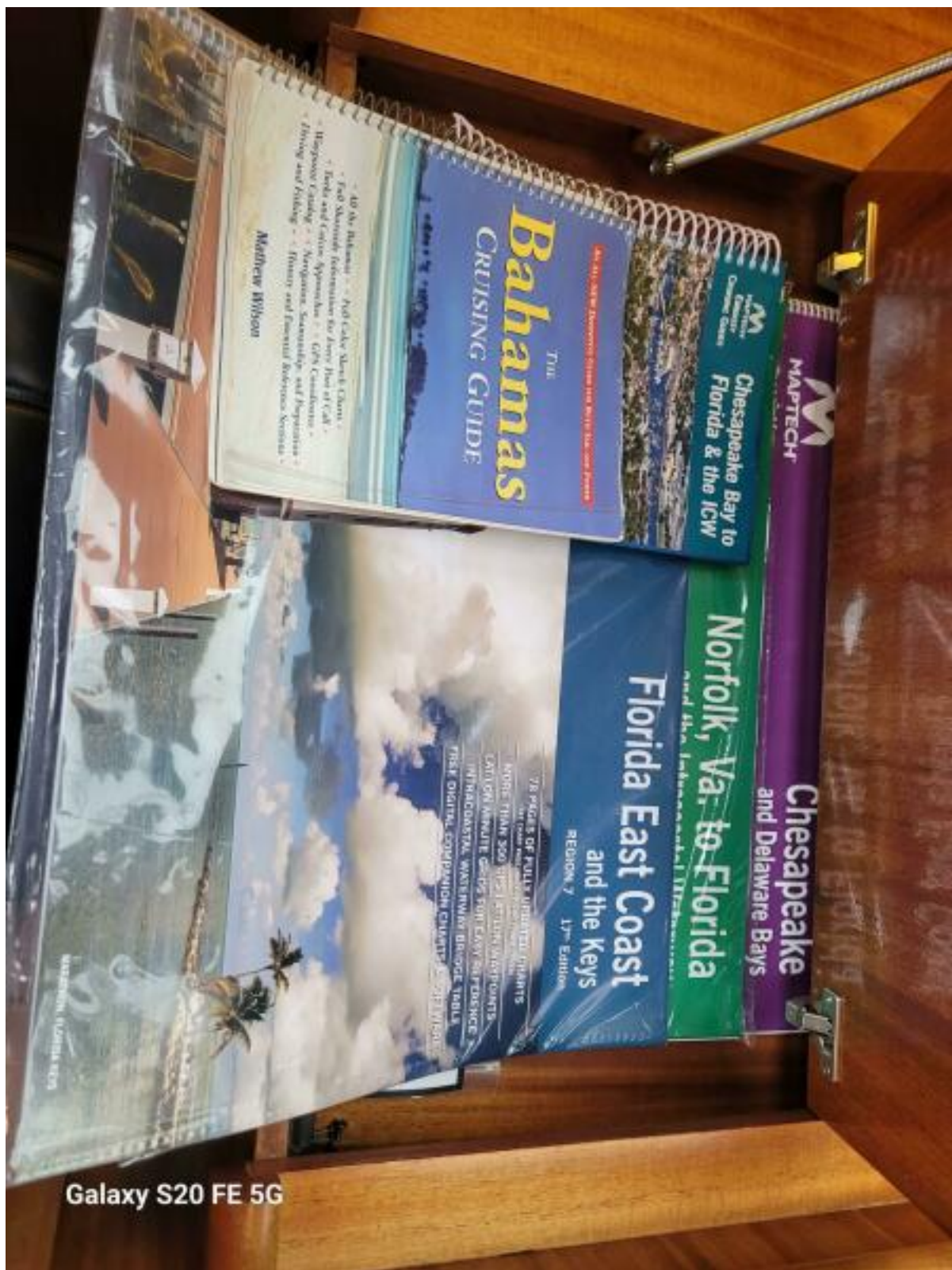




Galaxy S20 FE 5G



Galaxy S20 FE 5G



Galaxy S20 FE 5G

