



Game On


35' (10.67m) 2004 Cabo Express
True Blue Grenada



OVERVIEW

| | | | |
|---------------|------------------|----------------|-------------------|
| Manufacturer: | Cabo | Hull Material: | Fiberglass |
| Engines: | 2 Caterpillar | Cruise Speed: | 23 Knots |
| Engine Model: | 3126B | Max Speed: | 30 Knots |
| Engine HP: | 450 | Cabins/Heads: | 1 / 1 |
| Beam: | 13' 0" | Fuel Type: | Diesel |
| Max Draft: | 4' 0" | Fuel: | 400 G (1514.16 L) |
| Water: | 100 G (378.54 L) | | |

\$219,000



Ricky Wheeler rickywheeler@unitedyacht.com

1-302-379-3132

Data Sheet

Category: Express Cruiser
Subcategory: Saltwater Fishing
Condition: Used
Model Year: 2004
Beam: 13' (3.96m)
Max Draft: 4' (1.22m)
Min Draft: 2' 6" (0.76m)
LOA: 35' (10.67m)
Cabins: 1
Heads: 1

Maximum Speed: 30 Knots
Cruise Speed: 23 Knots
Fuel Type: Diesel
Deadrise: 17°
Hull Material: Fiberglass
Hull Shape: Modified Vee
Air Conditioning: Yes

lbs
Dry Weight: 20000 lbs
Fuel Tank: 400 gal (1514.16 liters)
Fresh Water: 100 gal (378.54 liters)
Imported: No
Builder: Cabo Yachts

Engines/Generators

Engine 1

Caterpillar
3126B
Inboard
450HP
335.56KW
Fuel: Diesel
Hours: 2000
Year: 2004
Serial #: 3GS01819
Location: Port

Engine 2

Caterpillar
3126B
Inboard
450HP
335.56KW
Fuel: Diesel
Hours: 2000
Year: 2004
Serial #: 3GS01815
Location: Starboard

Summary/Description

2004 Cabo Yachts 35' Express

Carrying the Cabo name, this 2004 Cabo 35' Express was built to be a fishing machine while offering comfort and amenities for an enjoyable time on the water. Which a hull design meant to deliver a comfortable and efficient ride, this Cabo Express was made to get you to the fishing grounds on a daily basis and fish on a stable platform.

With just over 2,000 hours on her CAT 3126 Engines, this vessel has a lot of life for her next owner. What's notable about the fishability of this vessel is the vast size of it's cockpit compared to any other vessel of it's class along with it's usable features such as a big bait prep center has tackle drawers, a sink, and an icebox. There are two large, insulated fish boxes with drains.

Whether you need the room for dealing with multiple hands on deck while fishing, or for the entire family to hang out and relax at anchor on the weekend, this vessel has the space and comfort needed to fit all needs.

The fit and finish of this vessel is clean throughout making her a joy to be on especially during any extended trips on the water. This vessel certainly is not short of comfort and luxury with its beautifully finished interior. Comfortable seating options throughout the vessel along with multiple sleeping accommodations, a well-equipped galley, and a spacious head ensure that every moment aboard is beyond enjoyable.

Manufacturer Provided Description

Created by the boat building team of Henry Mohrschaldt and Michael Howarth, the same craftsman selected by Fortune Magazine for building one of the top 100 products in the world, the Cabo 35 Express is a benchmark in design, construction, and performance. As an offshore powerboat racer, Dick Ornstein knows that it takes a masterful blend of design and construction to achieve a high level of performance. When it came time to purchase a sportfisher for his personal use, he chose Cabo for just those reasons. Opt for the turbo charged and after-cooler 435 hp (422 shaft hp) Caterpillar V-8 diesel, and the Cabo 35 Express has a top speed of more than 40 mph at 2750 rpm. Even more important in the real world, however, is that the Cabo Express can eat up the miles at a comfortable cruising speed of 33 mph and still have a range of nearly 350 miles. This combination of speed and range gets the Cabo 35 to a faraway fishing ground fast and allows it to stay longer than any comparable boat. Whether you're backing down on a billfish, spinning to stay with tuna, or firewalling the throttles to head for new fishing grounds, the Cabo 35 Express responds instantly to helm and engines.

Vessel Walkthrough and Details

As you step onto the vessel from the stern, the aft deck/cockpit is finished in white gelcoat with molded nonskid on the deck. It has two large fish boxes set into the sole with hinged lids for easy access. Aft is a hinged lid for access to the lazarette. There are also under gunnel cabinets for storage as well. A fighting chair is mounted centrally. A live well is set into the top of the transom, and forward in the cockpit to the port is a bait preparation station, with storage to the starboard side.

Moving forward up steps to the helm area, there is seating to port and storage to starboard, with forward facing seating to port (storage beneath) and the helm seat to starboard (aircon unit beneath) at the steering station. The upholstery of the exterior of the boat is tan and in great shape throughout giving the vessel a very clean look. This section of the deck almost in it's entirety can be raised hydraulically for greater engine access. An aluminum framed glass windshield is forward and runs back each side, with 3 wipers at the forward part. A clear vinyl enclosure is over the forward and side

screens, and aft.

The Foredeck has molded nonskid and white gelcoat along with one single hatch allowing for Cabin access, escape, and/or ventilation. The vessel has an aluminum tube bow rail which extends from the center of the bow and aft to each side along with an electric windlass for the anchor with two foot pedals.

This vessel also has a full tower built over the cabin top below, with ladders incorporated into the tower legs each side leading up to the upper helm station where there is a seat with a hardtop over the helm and an open array radar antenna on the cabin top roof below the helm. Aluminum outriggers are to each side. All pipework on this vessel is in excellent shape.

Electrical:

This vessel has 12 volt DC system along with a 120 volt AC System as per the ship's service dockside via 2 30 amp power cords or via the Westerbeke 7.6BTD generator.

Electronics and Helm:

Tower/Upper Helm Station:

- Garmin GPSMap 4210 Multifunctional Display
- Icom IC-M506 DSC VHF radio
- Ritchie Powerdamp compass

Lower Helm Station:

- (2) Garmin GPSMap 5215 multifunction displays
- Furuno RD-30 navigational data display
- Icom IC-M506 DSC VHF radio
- Garmin GHC-20 autopilot control head
- (2) Caterpillar LCD engine panels
- Vexel media player remote control
- Ritchie compass

Salon:

Entry to the cabin is forward of the helm via a sliding door, and down companionway steps. At the bottom of the steps to the port and aft is the head with a sink and a shower. Forward of the head is the galley where there is a composite sink with a faucet; Kenyon electric two-burner ceramic stove; Panasonic microwave oven; Nova Kool front opening refrigerator; Nova Kool front opening freezer. To starboard is seating and a table, (which can be converted into a berth) and forward is a full berth offset to the port side.

The interior of this vessel has been finished to a high standard and still shows that way. There is white gelcoat, wood paneling and white vinyl to vertical surfaces with wood trims and cabinetry; white vinyl headlining; teak and holly flooring; tan vinyl upholstery to make for a clean and beautiful finish. Also in the cabin is a Helios TV with a Panasonic CO-DVR592U media player.

Engine Details and Mechanical Equipment:

Engines: 2 x Caterpillar 3126B six-cylinder turbocharged 450hp diesel engines. Engine controls are Caterpillar dual single-lever electronic at both helm stations.

Generator: Westerbeke 7.6BTD generator with three-cylinder diesel engine.

Other:

Air Conditioning Beneath the lower helm seat is an Ocean Breeze 16,000 BTU air conditioning unit, in good cosmetic condition. Beneath aft interior seating is a Taylor Made 10,000 BTU air conditioning unit, in good cosmetic condition.

Multicolor exterior lighting and transom underwater lights.

Exclusions

- Seller's Personal Effects
- Stored deflated and bagged is a roll-up inflatable dinghy. Also stored below is a Yamaha F2.5SMHB, 2.5hp four stroke outboard motor in good cosmetic condition. Serial number is 6EGS1017069.

Mechanical Disclaimer

Engine and generator hours are as of the date of the original listing and are a representation of what the listing broker is told by the owner and/or actual reading of the engine hour meters. The broker cannot guarantee the true hours. It is the responsibility of the purchaser and/or his agent to verify engine hours, warranties implied or otherwise and major overhauls as well as all other representations noted on the listing brochure.

Disclaimer


The company offers the details of this vessel in good faith but cannot guarantee or warrant the accuracy of this information nor warrant the condition of the vessel. A buyer should instruct his agents, or his surveyors, to investigate such details as the buyer desires validated. This vessel is offered subject to prior sale, price change or withdrawal without notice.










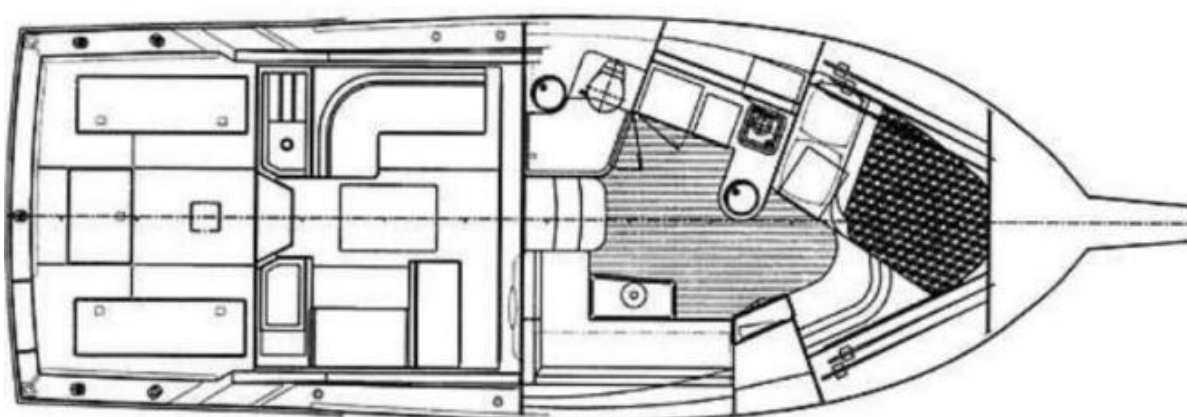




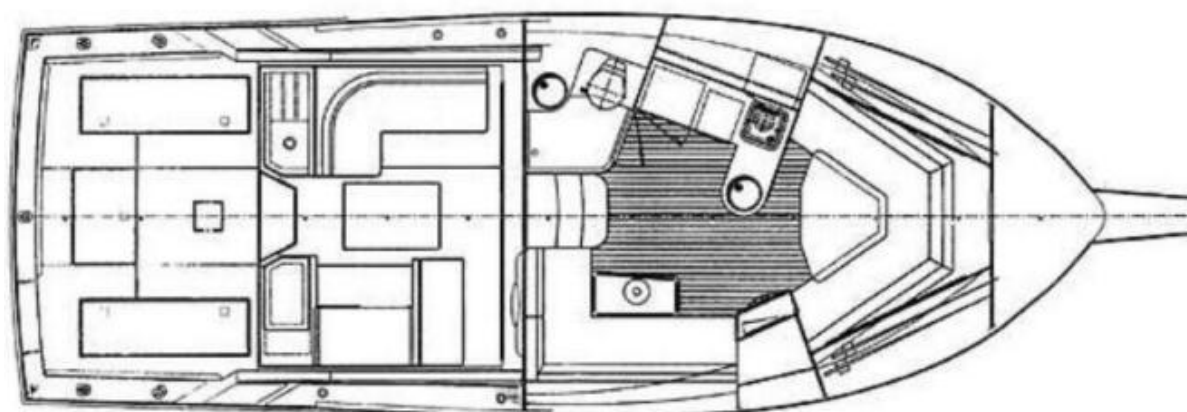








Interior Plan



Optional Interior Plan
Manufacturer Provided Layout



Manufacturer Provided Layout