



MOONSHOT

94' (28.65m) 2013 Paragon 94 Cockpit Motoryacht
Palm Beach Florida United States



OVERVIEW

Manufacturer:	Paragon		
Engines:	2 Caterpillar	Hull Material:	Fiberglass
Engine Model:	C32	Cruise Speed:	14 Knots
Engine HP:	2145.63	Max Speed:	20 Knots
Beam:	21' 7"	Cabins/Heads:	3 / 3
Max Draft:	5' 11"	Fuel Type:	Diesel
Water:	906 G (3429.58 L)	Fuel:	3988 G (15096.22 L)

\$2,250,000



FRASER

Data Sheet

Category: Motor Yachts
Condition: Used
Model Year: 2013
Beam: 21'7" (6.60m)
Max Draft: 5' 11" (1.80m)
LOA: 94' 3" (28.73m)
LWL: 85' 5" (26.04m)
Cabins: 3
Sleeps: 6
Queen Berths: 2
King Berths: 1
Heads: 3

Crew Cabins: 2
Crew Sleeps: 3
Crew Mess: 1
Maximum Speed: 20 Knots
Cruise Speed: 14 Knots
Fuel Type: Diesel
Hull Material: Fiberglass

Gross Tonnage: 178
Fuel Tank: 3988 gal (15096.22 liters)
Fresh Water: 906 gal (3429.58 liters)
Builder: Paragon
Interior Designer: CCH Design
HIN/IMO: PMY94007F213

Engines/Generators

Engine 1

Caterpillar
C32
Inboard
2145.63HP
1600KW
Fuel: Diesel
Hours: 2375
Hours Date: 11-27-2023
Year: 2013
Location: Port

Engine 2

Caterpillar
C32
Inboard
2145.63HP
1600KW
Fuel: Diesel
Hours: 2374
Hours Date: 11-27-2023
Year: 2013
Location: Starboard

Generator 1

Northern Lights
30KW
Hours: 5149
Hours Date: 11/27/2023

Generator 2

Northern Lights
20KW
Hours: 4205
Hours Date: 11/27/2023

FRASER

Summary/Description

"A sturdy yacht designed for the active yachtsman. She has desirable machinery and has been maintained by full time crew. Us flagged. Owner desires a fast sale and easily seen in Palm Beach."

NOTEWORTHY FEATURES AT A GLANCE

- Walk around sidedecks for easy line handling
- Large cockpit for water sports activities
- Generous accommodations for owner and guests
- Enclosed Flybridge nav station with guest seating
- Caterpillar machinery

ACCOMMODATIONS

OVERVIEW:

This 94 Paragon offers amenities of a much larger yacht. Her tri-deck design includes a three-stateroom layout, with a private Master suite. All three staterooms are very spacious, running the full beam and include a generous ensuite head in each. The VIP stateroom, which could double as a second master stateroom features an I-shaped sofa that converts to a double bed for extra guests. The guest stateroom, which is the size of a standard VIP stateroom offers plenty of space for guest. The large crew quarters include an ensuite head and is located off the utility area/crew galley and lounge room.

During construction, the traditional helm station and pilothouse was removed from the plans on the main deck, this created a large galley and dining area with an incredible 180-degree view through the pilothouse windows of this 94 Paragon. There was a pilothouse control station that was added, but remains hidden, for full vessel control on the

main deck. The main deck also features a full-beam salon, day head, gourmet galley and plenty of aft deck dining and entertaining space. Moving up one deck to the sky lounge, it features a full helm station, large I-shaped dinette, a day head, and access to a large outdoor entertainment area with tender storage. Her full cockpit with swim platform

are perfect for entertaining guests and enjoying water sports.

This 2013 Paragon 94 motor yacht has 850nm range at 10 knots, 600nm range at 14 kts with 10 percent fuel reserve. She will run 16-17 knots at 80 percent engine load and top out at 19-20 kts depending on fuel load.

SALON:

Lon McCloskey lon@fraseryachts.com

1-954-463-0600

FRASER

Enter through twin freeman sliding aft doors with fixed glass windows from the aft deck,
gorgeous large glass wave wall art on the forward bulkhead by artist melody topping from Long Beach, CA - the
glass wave is backlight with led lighting.

Custom build solid teak diamond shaped raised panel cabinet doors and drawer faces on starboard side
Izerwaren latches on cabinets and drawers for the entire yacht

Port aft stairway with access to engine room, utility room & crews quarters

Updated wool carpeted sole with soundown barrier padding - extensive floor damping system to reduce noise/
vibration

Updated sofa

Updated barrel chairs

Updated soft goods and decor throughout

4" O.C. beadboard white ceilings with teak beams running stbd to port

Cantalupi, led overhead halogen lighting with dimmer control

Pop up TV entertainment center with new lift motor 2023

Stbd fwd private stairway down to Master S/R

Custom automatic window blinds with remote, black out and bamboo shades

GALLEY:

Port side hinged dutch door from galley to side deck

Granite counter tops with tile backsplash

Double sink with waterworks faucet

Insinkerator stainless garbage disposal with countertop air switch

36' sub zero refrigerator

Sub zero wine chiller

Two sub zero refrigerator drawers

Two 36" sub zero freezer drawers

Fisher & Paykel dishwasher with upper and lower separate sections

Wolf induction 4-burner cook top

Miele master chef 30" oven

FRASER

Pullout spice rack storage and pantry

Led overhead lighting on dimmer control

Cantalupi overhead lighting on dimmer control

4" O.C. Beadboard white ceilings with teak beams running stbd to port

Granite bar top with two stools over-looking galley

Wood planked flooring throughout

DAY HEAD:

Day head to starboard of galley

Stbd side window

Tecma head

Exhaust fan

Mirrored ceiling

Granite counter with raised sink

Izerwaren latches

Led overhead lights on dimmer

MAIN DECK DINETTE/LOUNGE:

Large dinette to port with ample seating and storage below

Sky bridge steps to stbd, mid galley

AC & DC electrical panels

Stairway starboard side forward for VIP and guest stateroom

Control station hidden in a teak box at the top of the stateroom stairway, glen dinning remote control hookups for

Full vessel control, auto pilot remote and icom ic-m424 vhf

Night watch monitoring display

Subzero ice maker under sky bridge steps

Led overhead lighting on dimmer control

4" O.C. beadboard white ceilings with teak beams running stbd to port

Forward of the dinette: built-in library/ storage with multiple drawers and cabinets featuring solid teak diamond shaped

FRASER

Raised panel cabinet doors and drawer faces

MASTER STATEROOM:

Accessed via private stairway from salon

Full side by side washer dryer in entry with granite countertop

Full beam master with a king size walkaround berth with large drawers and storage underneath

Custom built solid teak diamond shaped raised panel cabinet doors and drawer faces

Izerwaren latches on cabinets and drawers

Large port cedar-lined hanging closet

Large starboard double door cedar-lined hanging closet

Full length mirror

L-shaped sofas to stbd and port

Two port holes to port and one on starboard for incredible natural light

Two wall-mounted reading lights

Hidden amsec 5000 safe

Flat screen TV with Bose surround sound

Led overhead lights on dimmer

Full ensuite head on port side

MASTER STATEROOM HEAD:

Ensuite head on port side of master

Tecma toilet

Waterworks faucets

Granite countertop

Custom tile shower, backsplash, and floor

Fully enclosed shower with glass surround

Accent lighting

Port light

Overhead exhaust fan

FRASER

VIP STATEROOM:

Accessed via stairway located to the starboard side of dining area

Full beam VIP stateroom

Centerline queen-size walkaround berth drawers and storage underneath

Large l-shaped sofa starboard side that converts to a double berth for additional guests

Custom built solid teak diamond shaped raised panel cabinet doors and drawer faces

Wool carpeting

Full length mirror

Izerwaren latches on cabinets and drawers

Air/con system

Large cedar lined hanging lockers

Cantalupi led overhead lights on dimmer control

Two wall mounted reading lights

Two port lights to stbd and one to port, all opening

Toshiba flat screen tv with Bose surround sound

Ensuite head to port

VIP HEAD:

Granite counter with sink

Full enclosed glass shower with custom tile floor and surround

Louvered lockers

Tecma head

Waterworks faucets and shower controls

Accent lighting

Overhead exhaust fan

Linen closet

GUEST STATEROOM:

Lon McCloskey lon@fraseryachts.com

1-954-463-0600

FRASER

Accessed via stairway to the starboard side of dining area

Guest stateroom forward with a full beam

Queen size island berth with hinged access to storage underneath

Custom built solid teak diamond shaped raised panel cabinet doors and drawer faces

Izerwaren latches on cabinets and drawers

Large cedar-lined hanging lockers

Cantalupi, led overhead lights on dimmer control

Port and stbd outboard storage lockers

Freeman escape/ventilation hatch with oceanair screens

Mounted reading lights

Flat screen TV with Bose surround sound

Ensuite head on the starboard side of VIP stateroom

GUEST HEAD:

Granite countertop and flooring

Ceramic sink

Shower with glass door

Louvered lockers

Tecma head

Waterworks faucets and shower controls

Accent lighting

SKYLOUNGE:

Center helm station

Two stidd helm chairs

Port & stbd wing stations with electronic engine and thruster controls

Stbd and port opening windows maneuvering visibility

Complete engine instrumentation & alarms

Navigational electronic equipment

FRASER

Night watch ships monitoring system

Six drawer chart storage to port

Raised I shaped settee with hi/lo teak table

4" O.C. Beadboard white ceilings with teak beams running stbd to port

Granite cabinet top with sub zero under counter drawer refrigerator top and freezer bottom

Aft door with access to boat deck

10mm clear fwd windshield glass

Led overhead lighting with dimmer control

Red overhead lights above dash for navigating

Stbd side stairway down to main deck

TV, stereo and two stereo speakers with volume control

Two ventilation hatches in overhead

Day head

SKYLOUNGE DAY HEAD:

Day head to port

Side window

Tecma head

Exhaust fan

Granite counter

Izerwaren latches

Led overhead lights on dimmer

SKYLOUNGE AFT DECK:

Teak decking from sky lounge to davit

Port side viking gas B-B-Q with two propane tanks

Stone top with sink and storage lockers below

Two stereo speakers with volume controls

Accent lighting at the base of all cabinets and seating areas

FRASER

Steps down to aft deck with S.S. Framed sliding hatch/cover to port

Hatch with ladder to access the top of the sky lounge

2200lb nautical structures hydraulic davit with hydraulic rotation 10 year service completed 2023

2012 17' ab rib tender powered by a 115hp yamaha outboard with low hrs

Fresh water washdown outlet for outboard engine flush

ELETRONICS:

Nightwatch monitoring displays galley, crew area and Furuno on skybridge

Furuno 17" monitors x 4

Furuno dual 12kw Navnet radars, 6ft open array

Furuno dual wass GPS

Furuno digital fishfinder/sounder

Flir camera, records to DVR

Updated 2017 camera DVR system, 6 luma 100 cameras - 2 engine room, 3 aft deck and one sky lounge deck-all

6 record to DVR

Furuno rd-30 instruments, repeater in Captain's cabin

Icom VHF radio with command mic and remote

Simrad dual autopilot with hand-held remote backup

Nauticomp pc computer

All new full boat AV system with control4 operation via

Iphone

Carlisle & finch search light

AFT DECK:

Port side locker with engine controls/thrusters and glendinning remote control for docking

Teak deck

Warping winches, port & stbd

Port side integral stairway up to boat deck/flybridge

Curved molded bench seat with large teak dining table, seating for 6 with 3 teak/stainless/fabric directors chairs

FRASER

Cantalupi overhead lights on dimmer control

Two overhead stereo speakers

VHF radio in cabinet port side

Aft facing hailer horn

Flood lights facing aft

COCKPIT:

Access from swim platform through two large center transom doors

Water tight freeman door, access to utility/crew and engine room

One oversized teak/stainless/fabric chair with ottoman

Portside 40 gallon bait well with window - presently converted to an ice

Bin for the newly installed, 2023, eskimo ice maker

Teak sole and steps to aft deck

Two stairway port and stbd, up to aft deck

Waterproof safety lights at stairs up to aft deck

Six underwater lights

Four ss u-rails around swim platform

HULL AND DECK:

Teak decking all around main deck

Coast guard approved tow lighting, removable masts

All exterior stainless steel with welds ground smooth and highly polished

Large storage lockers port and stbd trunks -bow area

Central fuel tank fills port and stbd

Cambered decks with outboard drain channels

Water tight fwd deck hatch, access to anchor well

Freeman hatch fwd deck hatch and ventilation/escape hatch for fwd guest stateroom fresh

Water and salt water wash down hook up - bow area

Port and stbd bulwark doors

FRASER

Overhead lights on dimmer controls for walkarounds

Underwater lights at walk arounds - main deck

Cantalupi deck safety lights

Marquipt boarding ladder

Salt water washdown at bow and stern

Starboard trunk locker contains engine control hookup, autopilot plug-in and remote control

Of anchor windlass

ELECTRICAL SYSTEM:

Northern lights 30 kw diesel generator with exhaust silencers, sound shield and custom gas/water separators

With workspace cover w/ 5075 hrs

Northern lights 20 kw diesel generator with exhaust silencers, sound shield and custom gas/water separators

w/ 4128 hrs

Two charles marine iso-boost shore power isolation transformers

2023 four odyssey batteries for main engines

2023 two odyssey batteries for generators

2023 4 8d 12v batteries for ships 24 volt dc service system

Two xantrex 4kw/120 amp inverter/charger for charging ships battery system, interface for 8kw and house battery

Bank monitoring panel

Charles 24 volt battery charger for main engine batteries

Charles 24 volt battery charger for service batteries (back up charger) Charles 24v to 12v transformers

Two 160 amp main engine driven auxiliary alternators for charging ships service batteries

Two 75 amp alternators to charge the starting batteries

Two stern 100 amp shore power 125/250 inlets with 80ft cords on two glendinning cable masters

One bow 100 amp shore power 125/250 inlet with cord

AC and DC back lit distribution / circuit breaker panels

Bonding system with copper strapping connected to two zinc plates on transom

Exalto heavy duty variable speed windshield wiper system

FRASER

ENGINE ROOM:

Twin Caterpillar C-32 1600hp diesel engines with 2329 hrs

Recent engine service on 6/22 aftercoolers, heat exchangers, gear coolers, valve adjustment; oil and filter and fuel filters 8/23

800nm range at 9 kts, 600nm range at 14 kts with 10 percent fuel reserve. She will run 16-17 kts at 80 percent engine

Load and top out at 19-20 kts depending on fuel load.

ZF 2050a electronic marine reduction gears using a torsional coupling and vibration dampening system

Wesmar hydraulic system, main engine driven, to run the following: 60 hp 16" dual prop vortex bow and stern

thrusters, 16 sq. Ft. Roll fin stabilizers and a maxwell #4500 anchor windlass

2022 shaft seals on stabilizers

Day tank 2289 gallon, port and starboard tanks 836 gallons each -- total 3961 gallons

Aluminum marine grade 6mm fuel tanks with proper sight gages and accessible 20" inspection plates

Two 57 gallon tanks, used oil and new oil, with outlet on stbd side to pump old oil tank

2017 reverso GB25 oil change system for main engines and generators

443 gallon holding tank with deck fitting for pump out and two macerator pumps for overboard discharge, 110 vac

Pump and 24 v dc pump

906 gallons fresh water tank

Engines mounted on "rubber design" soft vibration dampening mounts

Stainless steel exhaust risers, with S.S. Flex bellows connecting to custom spray nozzles and towers with internal

Silencers and underwater exhausts

3 1/2" shafts fully reconditioned with new shaft seals in 2023

Water cooled exhaust system with 6" bypass tubes aft with additional silencers for bypass exhaust

Power train and exhaust systems have been designed for smoothest and most quiet results possible

Dual Racor 751000 max fuel filters for each engine

Bronze "V" struts with cutlass bearings

Tides dripless propeller and rudder shaft seals

Glendinning electronic engine controls -sky lounge, helm, port and stbd bridge and remote control for aft deck

Dual hydraulic power assisted steering system

Two 4" dia, posts S.S. foil section, streamlined rudders

FRASER

Engine room start/stop panels with gauges

Air/con system

Visual and audio alarms for engine systems on sky lounge

2017 two engine room camera system

Three aqua air marine chillers (replaced in 2021) - air conditioning and heating system

Sea recovery 1400 GPD reverse osmosis water maker with fresh water flush (new in 2021)

Two sea chests for specific raw water intakes

Six heavy duty bilge pumps

High bilge water alarm system

Full flow S.S. ball valves for all piping systems

60 gallon per minute emergency bilge pump system

Fresh water anchor washdown system at bow anchor area

Fresh water hose and nozzle in engine room

Delta T positive pressure engine room air intake system

Automatic fire extinguishing system with automatic engine shut down

Water heaters

Central fresh water tank fills, port & stbd

Dock side water pressure hook up at bow and stern with quick release fittings

(2) 125 vac Grundfos fresh water system pumps with filters (new 2023)

Central drain system for upper and lower deck drains, sinks, to minimize thru-hull fittings

110 vac fluorescent lighting in engine room and utility room

Marine grade bronze sea cocks for all thru-hull fittings, bonded to bonding system

Whale high output manual bilge pump

Two stereo speakers with volume controls

Shelf in fwd pump room for owner supplied spare parts

CONSTRUCTION

Hull material Fiberglass

Lon McCloskey lon@fraseryachts.com

1-954-463-0600

FRASER

Number of decks 2

CAPACITIES

Gross tonnage 178

Fuel capacity 3961

Fresh water capacity 960 Litres

Speed

Maximum 20 knots

Cruising 14 knots

Economical 10 knots

UTILITY AND CREW AREA:

Accessed from swim platform through watertight freeman door or steps down from salon on port side

A/C & D/C breaker panels

Night watch monitoring display

Air/con system

Industrial hard rubber mat flooring (non-slip)

Two opening port lights

Spare parts storage lockers

GE washer/dryer stacked unit

Tool storage and counter as work bench

Led overhead lighting

Samsung flat screen TV

Microwave

Sub zero under counter refrigerator

Sub zero under counter freezers drawers

Two crew bunks on port side

Lon McCloskey lon@fraseryachts.com

1-954-463-0600

FRASER

Lockers for dishes and misc.

Stereo and speakers with volume controls

Captain's cabin to starboard

CAPTAIN'S CABIN:

Elevated queen berth with six drawers underneath

Opening port light

Cedar lined hanging locker

Stereo system

Flat screen tv

Furuno FI-50 multi display

Cantalupi overhead lighting with dimmer

CREW HEAD:

Ensuite crew head

Tecma head

Ceramic sink with waterworks faucets

Granite countertop

Shower with glass door

GENERAL ARRANGEMENT

Entering the aft deck from port or stbd doors in gunwale, there is u shaped seating around a teak table. To stbd forward is a storage cabinet. A smaller cabinet to port and the fb stairwell is further outboard. Hidden in the port pilaster is a stern control. Generous walk around side decks goes all the way forward to the bow. Aft of the settee is dual stairs to the cockpit. The crew access door is center. In the cockpit is a large double hatch to the lazzerette. The aft bulkhead also has dual doors opening to the swim platform integral to the hull.

Entering the main salon from aft deck through full length windowed doors, there is a stairwell immediately to port accessing the crew area. Forward is a sofa and two matching occasional chairs forward and a lounge chair aft. To stbd is a full-length cabinet with varying heights housing a pop up tv, entertainment center and storage. Large windows, teak wood cabinetry and a white bead board ceiling create a luxurious island ambiance.

FRASER

Opposite the fwd salon bulkhead to stbd is the lower accommodation stairwell. Further fwd is a day head and the large u-shaped galley with bar counter for bar stool dining. The country styled eat in settee is further fwd. Ample storage drawers and cabinets, wood flooring, and large windows for viewing while dining. The stairwell to the bridge is to stbd as well as a stairwell to the VIP and guest accommodations and a side door access to the side decks.

The enclosed fb has the helm station on center with wing stations on either side with opening windows for ease of visibility. Dual helm chairs. Aft is a l shaped settee. Enclosed head aft to port, entertainment center and under counter refrigeration/freezer units. Aft door leads to the skylounge deck. Lounge seating, BBQ grill console and tender mounter athwartship. Aft stairwell to the lower aft deck.

The master s/r is full beam and located amidships via the private solan stairwell. King size berth and ensuite head and shower. L shaped sofas outboard for extra berthing. A laundry center is located in the hallway.

The fwd full beam VIP is accessed from the galley stairwell. Walkaround queen berth on center. Large l-shaped settee to stbd converts to a double berth. Ensuite head with shower. The bow stateroom is accessed the forward galley stairwell and is full beam. Queen size island berth, ensuite head with shower.

The crew and utility area are accessed from the aft deck door or the salon stairwell aft. The captain's cabin is to stbd with queen berth and ensuite head. Opposite to port are two crew bunks. The full beam engine room is forward.

FRASER



Profile



Main Salon Aft



Main Salon Fwd



Main Salon TV

FRASER



Day Head




Galley

FRASER



Galley



Wine Cooler

FRASER



Dining Area



Dinette

FRASER



Master State Room



Master




Master



Master



Master Head



Master Shower

FRASER



VIP



VIP

FRASER



VIP Head



VIP Staircase



Fwd State Room



Fwd Head



Fwd Shower



Laundry



Staircase



Sky Lounge

FRASER



Helm



Dash Panel

FRASER



Sky Lounge Sofa




Below Deck

FRASER



BelowDeck



Aft Deck

FRASER



Aft Deck



Aft Deck Thruster Control

FRASER



Bow



Bow Sofa

FRASER



Port Walkway



Sitting Area Flybridge

FRASER



Barbecue



Captain's Quarter




Captain's Head



Crew Quarter



Engine Room



Engine Room

FRASER



Overview



Running

FRASER



Running



Stern