



DEESCOVERY

80' (24.38m) 2021 Johnson Flybridge Motor Yacht
Fort Lauderdale Florida United States



OVERVIEW

\$3,499,000

Manufacturer:	<i>Johnson</i>		
Engines:	2 MAN	Hull Material:	Fiberglass
Engine Model:	D2842LE433	Cruise Speed:	20 Knots
Engine HP:	1550	Max Speed:	25 Knots
Beam:	20' 9"	Cabins/Heads:	4 / 5
Max Draft:	6' 1"	Fuel Type:	Diesel
Water:	320 G (1211.33 L)	Fuel:	1550 G (5867.39 L)



Data Sheet

Category: Motor Yachts
Subcategory: Flybridge
Condition: Used
Model Year: 2021
Documented Year: 2020
Beam: 20'9" Max Draft: 6' 1" (1.85m)
Min Draft: 6' (1.83m)
LOA: 80' (24.38m)
Cabins: 4
Sleeps: 8
Heads: 5

Maximum Speed: 25 Knots
Cruise Speed: 20 Knots
Fuel Type: Diesel
Hull Material: Fiberglass
Hull Shape: Semi Displacement
Air Conditioning: Yes

Gross Tonnage: 63 tonnes
Stabilizers: Standard and Zero Speed
Stabilizer Brand: At Rest Side Power
Bow Thruster: Yes
Stern Thruster: Yes
Fuel Tank: 1550 gal (5867.39 liters)
Fresh Water: 320 gal (1211.33 liters)
Holding Tank: 100 gal (378.54 liters)
Builder: Johnson Yachts
Designer: Dixon Yacht Design
Interior Designer: Karen Lynn Interior Design LLC
HIN/IMO: JSY80028H021

Engines/Generators

Engine 1

MAN
D2842LE433
Inboard
1550HP
Fuel: Diesel
Hours: 700
Hours Date: 10-25-2021
Location: Starboard

Engine 2

MAN
D2842LE433
Inboard
1550HP
Fuel: Diesel
Hours: 700
Hours Date: 10-25-2021
Location: Port

Generator 1

Kohler
32KW
Hours: 1417

Generator 2

Kohler
9KW
Hours: 231

Summary/Description

Price reduced to \$3,499,000. Features: Four ensuite cabins +crew, NEW three side 9 panel SeaCrylic enclosure was added to the FB by P&R canvas, Hydraulic heavy duty swim platform, "At Rest" stabilizers, B&S thrusters.

It would be hard to find a nicer more well equipped 80' motor yacht anywhere near the asking price of the DEESCOVERY.

She boasts four ensuite cabins plus crew. Hydraulic "At Rest" stabilizers and bow and stern thruster plus a Heavy Duty swim platform for tender storage. 1550 HP MANs power her to a 25 knot top speed.

Recently Added Items:

- MAN Gold Standard Premium Extended Service Protection until 9-13-2025 or 2500 hours
- 15' AB RIB tender w/HP engine
- Chocks for tender
- HD 7 SAT High-Definition SAT TV
- HD 7 Dummy Dome with TraNet H30 for internet at sea
- 6 Direct TV Receiver's
- Sun cushions forward, and to port of Flybridge Helm
- Sisco router and access points for on board Wi-Fi
- 6 man Crewsaver life raft-July '25 next recertification
- 6 step Marquipt tide ride stairs, stows on portside deck
- Yacht Controller
- Blue Water CM2 reverse osmosis dockside filter for spot free water

Walkthrough

Entry to the DEESCOVERY is via the wide swim platform or via mid ship port or starboard entry doors with wide walk around side decks. The aft deck is fully covered, has a wide bench seat and a height adjustable varnished teak table. Port and starboard are gates at the steps that lead to the swim platform and the crew and engine room area.

Port are steps to the flybridge, to starboard is a hidden docking station. Overhead is a flip down Sony TV.

A sliding three panel door gives entry to the salon.

The salon has a large L shaped settee to port with two large easy chairs, a coffee table and two ottomans. To starboard is a stone topped cabinet with nine cabinet doors or a 55" Sony popup TV.

One half step up is the country kitchen area with a full galley to port, a center island, a very large dinette area, a day head and interior steps to the flybridge.

A starboard side deck access door provides useful access when docking or loading the galley.

Steps below lead to a master suite aft with a unique starboard side head and a settee to port.

A laundry center is next forward in the centerline companionway. To port is a double berth suite, to starboard a twin berth suite, and all the way forward is the private VIP suite with a queen berth.

The flybridge has a centerline helm and helm seat, U shaped seating with table to port and a full bar to starboard. Having the tender below opens up all sorts of options to the boat deck area.

The double crew cabin is accessed from the swim platform. There is a full head and next forward access to the engine room.

Salon

Entered via the three panel sliding glass door the salon is fully carpeted and features plenty of high gloss joinery and a perfectly balanced blend of high end fabrics.

Immediately upon entering to port are two large upholstered Bernhardt club chairs facing forward. A six cushion custom sofa with storage below is forward to port. Between the chairs and sofa is a cabinet with an air handler for the salon, abundant storage and an attractive mirror in the corner, above.

Lying in front to the sofa is a high gloss coffee table with a diffused glass top. Two Bernhardt upholstered stools with storage within face the coffee table.

To starboard is an entertainment center with a Cambria quartz top, nine cabinet doors for ample storage, a popup 55" Sony TV, Onkyo AV receiver and Pioneer Blue Ray player.

The large side windows are covered with Hunter Douglas pleated shades flanked with attractive sconce lights. Aft the three panel door is covered with fully lined drapes.

An attractive ceiling detail with nine overhead LED lights is centered in the room. Elsewhere are six LED lights, a five channel Bose speaker system and digital A/C controls.

Galley

One half step up is the large open galley with a huge dinette. The galley is L shaped to port and has the following features:

- Cambria quartz countertop
- Myanmar quartz teak sole
- Two level island w/two Bernhardt upholstered stools
- GE two door stainless steel fridge with water and ice in door
- GE Profile stainless steel built in oven
- Kitchenaid 4 burner glass cooktop with adjustable zone size
- GE Profile stainless steel microwave behind wood door
- Deep stainless steel single sink
- Pull out spray faucet
- GE Profile stainless steel dishwasher
- Bosch slide out hood ventilation
- (12) Wood cabinet doors
- (5) Wood drawers
- High gloss wood ceiling detail over island with (2) LED lights
- Digital AC controls

- Wedgewood dinnerware for 8
- Stainless steel silverware for 8
- (10) Additional LED lights

Dining Area

Two steps up and forward with the wrap around ten panel, signature Johnson vertical windows is the large dining area. Each window has a Hunter Douglas pleated shade and a sconce light on each mullion.

An L shaped nine cushion settee with storage below offers abundant seating. A height adjustable Cambria quartz dining table is in front of the seating. A 43" Sony TV faces the seating and is also easily seen from the galley. Above the table is a recessed ceiling detail with a crystal light fixture and four LED lights. This area is carpeted, has a digital A/C control and two in ceiling stereo speakers.

Main Deck Companionway

This area has eight teak steps to the flybridge, a starboard side deck door, the yacht's main AC and DC electrical panels and steps to the lower deck accommodations.

Day Head

Main deck forward to starboard the day head with a Cambria quartz sole and countertop, a wood vanity, undermount sink, single lever faucet and two mirrors. The toilet is a Tecma model.

The overhead is mirrored, the wall coverings high end and the window has a pull down privacy shade.

Overhead are four LED lights.

Lower Companionway

At the bottom of the eight curved steps is a cabinet with a separate Electrolux washer and dryer. Above is a Cambria quartz top and four linen lockers.

Aft and down one step is the master. Forward and to port is the double berth cabin and to starboard the twin cabin. Forward and up three steps is the VIP.

Master Cabin

Entered from the centerline forward a full king size berth is off the aft bulkhead. A beveled mirror is above the upholstered headboard. Above is a ceiling detail with mother of pearl finish and six dimmable LED lights. The berth itself has four storage drawers and an abundance of storage available by lifting the mattress on gas shocks with LED rope lights in the toe kick. Either side of the berth are two drawer nightstands with Cambria tops and sconce lights affixed to mother of pearl wall fabric.

To port is a cabinet housing the yacht's At Rest stabilizer actuator covered with Cambria quartz top. Next forward is a two person settee with storage below. Further forward is a Cambria quartz topped chest of six drawers. On the forward bulkhead facing aft is a cedar lined auto lit hanging locker.

Opposite to starboard is a wood topped vanity and stool.

Master Head

Occupying most of the portside beam of this cabin is an open plan bathroom. Two sliding doors pocket doors offer privacy when desired.

The wood vanity has four doors below a Cambria quartz countertop with two Villeroy and Boch above counter sink facing a large hull side window with a privacy shade. The sole of this area matches the countertop. The overhead is mirrored and has six LED lights.

Forward behind a clear glass door is a Tecma toilet and a three shelf storage locker.

Aft behind a clear glass door is a large shower with a seat, opening porthole with shade and a handheld or wall mountable shower fixture.

Both rooms have mirrors overhead, exhaust fans and three LED lights.

The master suite is carpeted, has digital A/C controls, a 32" Sony TV and a Fusion AV 750 AM/FM/CD/DVD player. Hunter Douglas shades cover the portside cabin's large hull side windows.

Above are ten additional LED lights and two stereo speakers.

Double Berth Portside Cabin

Entered from the aft end there is a double berth outboard. The headboard has three upholstered panels. Inboard is a two drawer nightstand with a Cambria quartz top with three mirrored panels and a sconce light above.

The berth has two drawers below and LED rope lights in the kick. Outboard is a wood shelf to serve as a nightstand and two opening stainless steel portholes behind a Hunter Douglas pleated shade. At the foot of the berth is a cedar lined auto lit hanging locker with a Fusion AV 750 AM/FM/CD/DVD player. Below is access to the cabin's air handler.

On the aft bulkhead is access to the en suite head and above a Sony 24" TV.

Portside Guest Cabin Head

Both the sole and countertop are Cambria quartz. Below the countertop is a wood vanity with a cabinet below. Above is an above mount Villeroy and Boch sink with a single lever faucet. Above the sink is a mirror and an inset area with a stainless steel opening porthole and a shade.

The stall shower has a clear glass door, a handheld or wall mounted fixture, a light and an exhaust fan. The toilet is a Tecma model. The overhead is mirrored, has three LED lights and an A/C vent.

Starboard Side Twin Cabin

Entered via the aft end there are two single berths off the forward bulkhead. Two sets of three upholstered panels are above the berth separated by three mirrored panels with a sconce light. Below is a Cambria quartz topped two door nightstand.

Each berth has two drawers below with rope lighting in the toe kick. Outboard of the outboard berth are two opening stainless steel portholes covered with a Hunter Douglas shade. An auto lit cedar lined hanging locker with a Fusion AV 750 AM/FM/CD/DVD player is aft.

At the foot of the berth is the entrance to the en suite head and above a 24" Sony TV.

Also in the cabin are eight LED overhead lights.

Starboard Guest Head

Both the sole and countertop are Cambria quartz. Below the countertop is a wood vanity with a cabinet below. Above is an above mount Villeroy and Boch sink with a single lever faucet. Above the sink is a mirror and an inset area with a stainless steel opening porthole and a shade.

The stall shower has a clear glass door, a handheld or wall mounted fixture, a light and an exhaust fan. The toilet is a Tecma model. The overhead is mirrored, has three LED lights and an A/C vent.

VIP Cabin

All the way forward is the private VIP Cabin with a queen size berth on centerline off the forward bulkhead. The upholstered headboard is flanked with two goose neck reading lights.

The berth has two drawers below facing aft and LED rope lights in the toe kick.

Either side of the berth are Cambria quartz topped shelves with four drawers and a cabinet below on each side.

Aft to starboard is an auto lit cedar lined hanging locker and a vanity with a Cambria quartz hinged top with stool below and a Sony 32" TV mounted above.

Also in the cabin is a Fusion AV 750 AM/FM/CD/DVD player, stereo speakers, digital A/C controls, an overhead deck hatch and the entrance to the private head.

VIP Head

The sole of the VIP head and the countertop are Cambria quartz. The high gloss vanity has two doors below and a China sink above.

Two mirrored medicine cabinet doors and a huge side window with shades are above. The toilet is a Tecma model.

The stall shower has a clear glass door, a seat, a handheld or wall mounted fixture, an exhaust fan and light in the mirrored overhead.

The head has three LED lights and A/C vent in the mirrored overhead.

Foredeck

- Teak over fiberglass decking
- Stainless steel anchor chute with roller
- Chain stopper
- 250' of galvanized 3/8" chain rode
- Maxwell hydraulic windlass RC-12-12/Hyd
- Up & down foot switches for windlass
- Stainless steel 130 lb. anchor
- Wide oval stainless steel handrails
- Stainless steel cleats and fairleads
- (4) Low level courtesy lights
- (2) Hinged anchor locker hatches
- Fresh water wash down spigot
- Salt water wash down spigot
- Remote corded windlass control

- Deck hatch into VIP cabin
- Sun pad with Sunbrella cushions
- Stainless steel handrail at sun pad
- Forward looking Lorex CCTV camera
- Port & starboard large built in dunnage boxes built into cabin sides
- Removable bow pennant staff

Side Deck

- Teak over fiberglass decking
- (8) Low level courtesy lights
- (8) Overhead courtesy lights
- Starboard side Pantograph door
- (2) Outward opening hull side doors
- Stainless steel rub rail with rubber insert
- Medium tinted safety glass
- International LED navigation lights
- Dual spring line cleats port & starboard
- Water tank fill port and starboard side behind hinged doors
- Delta T style engine room vents
- Port and starboard hinged access doors for fuel fill
- 6 step Marquipt tide ride ladder for midship boarding stows on port side deck
- Blue Water CM2 reverse osmosis dockside filter for spot free water

Aft Deck

- Teak over fiberglass decking
- Manually operated 3 panel door to salon 2 panels slide to port
- Built in aft deck seating with removable cushions and cover
- (5) Low level LED courtesy lights
- (8) Teak tread steps to Flybridge each with a step light
- Fold down Sony 32" TV portside facing settee
- Aft deck engine controls with start/stop/horn and thruster controls starboard side
- (2) Stainless steel hinged gates to swim platform
- Two steps port and starboard to swim platform with 3 step lights each
- 42" Wide fixed section of swim platform
- 69" Wide hydraulically operated swim platform with 1500 lb. capacity
- Armstrong 4 step pull out swim ladder, starboard side
- SSI hot/cold shower
- Flojet salt water wash down pump and spigot
- Fresh water spigot
- (2) Maxwell 24 volt VC2500 stern capstans under hinged FRP covers with foot switches
- (4) Ocean LED underwater lights (blue)
- Corner fare leads for stern or side deck lines in transom corners
- Emergency escape hatch from crew area
- Jabsco shore water inlet with pressure regulator
- Aft facing Lorex CCTV camera
- Forward facing Lorex CCTV camera
- (9) Overhead LED lights
- (2) Fusion stereo speakers

Tender

- 2023 15' AB Nautilus RIB tender
- 70 HP Yamaha, 4 stroke outboard
- (3) Pop up mooring cleats
- Low profile LED navigation lights
- Starboard side console with helm wheel
- Forward low profile stainless steel handrails
- Aft low profile stainless steel grabrails
- (3) Stainless steel cupholders
- L shaped seating forward to starboard with storage below
- Single seat in front of console with storage below
- Yamaha tach
- Yamaha fuel gauge
- Venturi windscreen
- Aft beneath seat with storage below and fold up bolster
- Freshwater shower
- 12-volt accessory outlet
- Telescoping stainless steel swim ladder
- Tender chocks
- Full Sunbrella boat cover

Flybridge

- Non-skid fiberglass decking
- Aritex helm seat with Sunbrella cover
- Portside three person seat, raised for visibility
- Portside U-shaped settee with storage below, removable cushions and cover and teak topped table
- Stainless steel guard rails and grab rails
- (4) Low level LED courtesy lights
- LED rope lighting in the toe kicks
- Starboard side two level bar with Cambria quartz countertop, sink, storage
- Isotherm refrigerator, Isotherm icemaker
- Drop down 32" Sony TV facing settee
- FRP hardtop with FRP arch style and stainless steel supports
- Fusion AV 750 AM/FM/CD/DVD stereo
- (4) Fusion stereo speakers
- Stainless steel and Plexi Venturi windscreen
- Hinged hatch to lower deck with stainless steel safety rail
- 12,000 BTU Cruisair A/C unit for helm A/C
- Aft removable stainless steel flag staff
- 7 Step removable stainless ladder to coach roof stores under dinette
- 3 Side, 9 panel SeaCrylic enclosure with 5 zippered panels-New Jan'22
- Life sling rescue system
- 6 man crew saver life raft next inspection 7/25
- Sunbrella cushions forward of helm, aft of enclosure

Helm Equipment

- (2) Garmin 17" multifunction displays, radar, plotter, depth, CCTV
- 22" Stainless steel helm wheel

- Head Hunter TX-3000 series LED fuel gauge
- VDO rudder angle indicator
- Ritchie magnetic compass
- (2) Garmin VHF radios
- Garmin AIS
- Garmin reactor autopilot system
- (2) Boning 6.5" LED MAN engine screens
- Advantix single lever engine controls
- Maxwell windlass control with chain counter
- ACR URP 102 searchlight control
- Yacht Controller remote control system
- Sea Fire helm ready indicator
- (2) 4" Garmin multi instruments
- Garmin dual cord reader
- Fusion MSRA 70N stereo
- (2) Emergency shut down switches
- (2) A/C vents
- Side Power stabilizer controls with LED screen
- Key start/stop switches
- Sunbrella helm cover

Coach Roof Equipment

- Garmin 6' open array HD radar, XHD2
- (2) 8' VHF antennas on ratchet mounts
- (1) 8' AIS antenna on a ratchet mount
- Stainless steel light mast
- Garmin wind instrument
- Buell Triplex air horn
- ACR RCL 100 LED remote control searchlight
- (3) GPS sensors
- HD 7 SAT High-Def SAT TV
- Tracnet H30 internet in HD7 Dummy Dome
- FLIR night vision camera

Crew Area

The crew area is accessed via a Pantograph door in the transom and down a four step ladder.

The common area has an Isotherm refrigerator and a GE microwave plus three storage cabinets. The sole is teak and overhead are five LED lights.

The crew cabin itself is to starboard and has twin athwartship berths separated by a double auto lit hanging locker. Below are three drawers and access to the area's A/C handler. Each berth has a goose neck LED reading light. Outboard of the forward berth is an opening stainless steel porthole. Outboard of the aft berth is a two shelf storage locker and a Fusion MS-RA70N stereo.

Above the aft berth is an escape hatch to the aft deck and five LED lights.

The crew head is across the beam with a three cabinet vanity, a Cambria quartz countertop with an undermount sink and a single lever faucet. Six cabinet doors frame an opening stainless steel porthole with a shade.

The stall shower has a clear glass door, a handheld or wall mountable fixture, an exhaust fan and a light in the mirrored ceiling.

The sole of the head matches the countertop. Above is a mirrored ceiling with two LED lights and an A/C vent.

Outboard to port is a utility locker with an auxiliary 9 KW Kohler generator and a 50 amp 220 volt cable master.

Engine Room Equipment

- MAN Gold Standard Premium Extended Service Protection until 9/13/25 or 2500 hours
- Soundproofing throughout engine room
- Heavy Duty insulated engine room door with window
- Stainless steel grab rails either side of engine
- (10) Engine room Led overhead lights
- (4) Engine room ventilation blowers with auto levers to shut off with fire system
- Sea Star hydraulic steering system
- Engine load distributed through flexible mountings on stainless steel engine beds bonded to FRP stringers
- Side Power "At Rest" hydraulic stabilizer system with port and starboard hydraulic pumps off transmission and 5.5 KW electric motor for At Rest stabilization
- Side Power hydraulic bow thruster
- Side Power hydraulic stern thruster
- Air compressor for Buell air horns
- Dual MAN fuel filters for each engine
- Dual Racor 550 fuel filter for 39KW generator
- Single Racor 500 fuel filter for 9 KW generator
- Oil change system for mains, generator and gears
- Site gauges on fuel tanks
- Stainless steel water tank with Head Hunter gauge
- Head Hunter Mach 5 house water pump
- Head Hunter 24V X-Caliber backup water pump
- (2) Seaward stainless steel 20 gallon water heaters
- Epoxy wrapped exhaust system
- Hot water circulation pump
- 900 GPD Parker Aqua Whisper water maker mounted above port engine with commercial pre filter and oil water separator
- (2) Holding tanks with Sealand macerator pumps
- Y valve for holding tank
- Tecma toilet system
- (4) Sump pumps for showers
- Sealand holding tank vent
- (7) Rule 24V bilge pumps
- (7) High water bilge alarms
- Par/Jabsco hand bile pump in engine room
- (2) 60,000 BTU chilled water Cruisair air conditioning compressors with digital Logic control
- Sea Fire auto shut down fire system NFD-1700 145 lb. system
- Integral fire alarm at helm station with smoke detectors in each cabin
- (2) Exhaust gas separators for generators
- (2) MAN start/stop/LED gauge panels and computer controls

- (2) Engine Room CCTV cameras
- 3.5" Aquatech stainless steel 22HS shafts
- 3.5" Tides shaft seals
- Underwater exhaust with stern bypass
- High density foam stringers
- Tunnels for reduced draft
- 5 Blade bronze propellers

Electrical

- 12/24 volt DC system
- 110/220 volt AC system 60 HZ
- Color coded wiring
- Galvanic bonding system
- Italian Vimar switches and receptacles throughout
- 220 Volt 50 amp Glendinning cablemaster w/85' cord
- Second 50 amp power inlet at transom
- Kohler 39 KW generator w/sound shield 229 hours
- Kohler 9 KW generator w/sound shield 104 hours – runs At Rest stabilizers only
- Victron house battery charger 24V 80 amp
- Victron 12 volt 30 amp generator battery charger
- Victron 70 amp charger/3 KW inverter system
- Victron 24 volt 50 amp engine room ventilation supply/charger
- Alternator split charging system
- (4) 8D 255 amp hour Lifeline ship's service batteries
- (4) 8D 255 amp hour Lifeline ship's engine start batteries
- (2) 4D 210 amp hour Lifeline generator start batteries
- All batteries in FRP boxes
- (2) 50 Amp 12.5 KVA ANV isolating transformers
- (5) Auto battery switches BEP

DC electrical panel with the following equipment:

- o 24V Digital volt and amp meter
- o 12V Digital volt and amp meter
- o (40) Breaker protected 24 volt circuits

- (7) Bilge pump controls
- (3) Grey water pump controls
- (3) Fuel in generator alarms
- High water alarm
- Headhunter digital water meter
- Dometic waste tank discharge control
- Dometic waste tank level indicator
- Victron Energy charger/indicator control panel
- 39 KW generator start panel with hour meter
- 9 KW generator start panel with hour meter

AC electrical panel with the following equipment:

- o (2) 4 Position rotary selector switches
- o (4) Digital volt/amp/HZ meters
- o (30) 240 volt breaker protected circuits
- o (22) 120 volt breaker protected circuits
- o (4) 120 volt interior breaker protected circuits

Connectivity

- Onboard Wi-Fi
- Sisco router access points
- 6 direct TV receivers

Interior Notes

Karen Lynn Interior Design LLC was hired to provide a pleasing and attractive décor appealing to the American market.

The interior design brief included high gloss Padauk (from the mahogany family) in several grain patterns, Cambria stonework, mosaic glass tile, Kravet fabrics and Bernhardt furniture (full drawing presentation is available).

The results are stunning with all who have seen her very complimentary of the detail, design and execution.

Remarks

It would be hard to find a nicer more well equipped 80' motor yacht anywhere near the asking price of the DEESCOVERY.

She boasts four ensuite cabins plus crew. Hydraulic "At Rest" stabilizers and bow and stern thruster plus a Heavy Duty swim platform for tender storage. 1550 HP MANs power her to a 25 knot top speed.

Disclaimer

The company offers the details of this vessel in good faith but cannot guarantee or warrant the accuracy of this information nor warrant the condition of the vessel. A buyer should instruct his agents, or his surveyors, to investigate such details as the buyer desires validated. This vessel is offered subject to prior sale, price change or withdrawal without notice.



001 80' Johnson 2021, DEESCOVERY Main Profile



Salon Looking Fwd



Salon Looking to Port



Salon Looking to Port



Salon Looking Aft



Salon Looking Aft



Galley Looking to Port



Galley Looking Aft



Dining Area



Day Head



Lower Accommodation Foyer



Master



Master Head Doors Closed



Master Head Doors



Master Head



Master Head



Master Shower



Port Guest



Port Guest Head



Stbd Guest



Stbd Guest Head



VIP



VIP



VIP Head



Aft Deck



Aft Deck



Boat Deck



FB Seating



FB Looking Aft



FB Looking Fwd



FB Looking Fwd



Helm Area



Helm Area



Helm



New Enclosure Jan. 2022




New Enclosure Jan 2022



New Enclosure Jan 2022



New Enclosure Jan 2022



New Enclosure Jan. 2022



New Enclosure Jan. 2022



New Enclosure Jan. 2022




Full Storage Covers



Crew



Engine Room Entrance



Engine Room Looking Fwd



Port Engine



Stbd Engine



Side Decks



Stern Shot



Stern Shot



Alternate Profile




Alternate Profile



Alternate Profile



Bow



General Arrangement