



AEI

72' (21.95m) 2020 Viking 72 Convertible
Anna Maria Florida United States



OVERVIEW

Manufacturer:	Viking		
Engines:	2 MTU	Hull Material:	Fiberglass
Engine Model:	16V2000M96L	Cruise Speed:	39.2 Knots
Engine HP:	2635	Max Speed:	44.5 Knots
Beam:	20' 0"	Cabins/Heads:	5 / 5
Max Draft:	5' 9"	Fuel Type:	Diesel
Water:	372 G (1408.17 L)	Fuel:	2587 G (9792.86 L)

\$6,995,000



Data Sheet

Category: Sport Fishing
Subcategory: Convertible Boats
Condition: Used
Model Year: 2020
Beam: 20' (6.10m)
Max Draft: 5' 9" (1.75m)
LOA: 72' (21.95m)
LWL: 63' 2" (19.25m)
Cabins: 5
Sleeps: 12
Heads: 5

Maximum Speed: 44.5 Knots
Cruise Speed: 39.2 Knots
Fuel Type: Diesel
Hull Material: Fiberglass
Hull Shape: Modified Vee
Hull Finish: Gelcoat
Bridge Clearance: 21' 6"

Displacement: 129696 lbs
Stabilizer Brand: Seakeeper
SeaKeeper: Yes
Fuel Tank: 2587 gal (9792.86 liters)
Fresh Water: 372 gal (1408.17 liters)
Exterior Color: White
HIN/IMO: VKY72637C020
Stock #: BR4786-DH/TF

Engines/Generators

Engine 1

MTU
16V2000M96L
Inboard
2635HP
Fuel: Diesel
Hours: 1070
Year: 2020
Serial #: 545101774
Location: Port

Engine 2

MTU
16V2000M96L
Inboard
2635HP
Fuel: Diesel
Hours: 1070
Year: 2020
Serial #: 545101771
Location: Starboard

Summary/Description

For Sale

2020 72 Viking Open Bridge, "AEI", is a highly customized Viking build that is new to the market. She is in Bristol condition and has redundant systems throughout. To say this boat is well-equipped is simply a huge understatement. It has been purpose-built to be a world-class sport fishing vessel by a highly experienced owner and captain. Now is your chance to own one of the finest 72 Convertibles ever built with no wait. Please call for a showing appointment.

Notable Features:

- MTU 16V2000 M96L engines with 1070 hours
- MTU Extended service protection
- 5 stateroom custom layout with bunks forward and oversize beds
- Custom lighted rod storage
- Palm Beach Towers Custom Hardtop with full aft tower legs and welded rod holders
- Teak Cockpit, Coaming, and flybridge deck
- 360-degree scanning sonar system
- Multiple redundant mechanical systems
- Two Eskimo Ice machines
- Two Water Makers
- Spot zero double pass system
- Custom woodwork throughout interior
- Central seawater system upgraded in Size to what's used in 80ft Viking
- Custom anchor chute in bow stem with stainless steel anchor
- Hydraulic Windlass
- Hydraulic outriggers
- Upgraded blue water helm chairs and fighting chair
- Custom Tuna Tubes
- Two Rite Air dehumidifying systems
- Custom cabinetry and storage throughout
- Faux Teak toe rail and salon door
- Immaculate condition
- Two New Chillers

Vessel Walk Through or Overview

"AEI" is such a great yacht it's hard to find a place to start. Aside from the fact that the Viking 72 is one of the best performing sport fishers ever built, there is far more to "AEI" than meets the eye. She was designed and purpose built to get away from shore and fish for multiple days in ultimate comfort without interruption. Every system has been meticulously planned out in detail to make her guests comfortable and safe. The owners experience with Viking's gave him a unique perspective on building this yacht which resulted in multiple redundant systems to eliminate downtime due to mechanical failures. Systems were either upgraded in size and quality or doubled to meet his stringent requirements. She makes and purifies her own water thru 2 water makers and a double bypass spot zero system. Her Windlass and thruster are Hydraulic and designed for robust extended use, not electric. She has extra refrigeration and freezers with isolated compressors to prevent total system shutdowns. "AEI" also has an upgraded Centralized seawater system. It's

the same one used in the 80 Viking with an added Electrosea system to prevent growth in all her sea water supplied components like the air conditioning, and refrigeration systems that are so important and costly to clean. All the mechanical upgrades and features are mentioned below in the full specifications. Moving to the interior, AEI features a fully custom 5 stateroom layout. The VIP forward has quad bunks that were designed so that 4 full sized adults can comfortably sleep. Bunk heights, Mattress thickness, bed rail positions and even the drawer storage was carefully considered to provide comfort and the best use of space. The same process was used throughout the rest of the staterooms including her opulent owners' stateroom. In the salon and throughout the vessel you'll find a look more reminiscent of a Carolina custom boat with heavy use of satin walnut trim to enhance walls, ceilings, windows, and cover unsightly exposed fasteners. The galley and salon feature two tone quartz and Cambria counters, additional refrigeration and custom cabinetry layouts. Carpeting is sculpted and double padded for a rich look & comfortable feel. Both flybridge and cockpit decks are clad with teak and the custom look continues around the vessel with a Faux teak painted salon door and toe rails. Built for serious fishing this vessel has custom rod storage closets inside, Palm beach towers custom hard top, hydraulic outriggers, 4 massive teaser reels, a Blue water custom fighting chair and much, much more. This fine 72 Viking has everything you need and nothing you don't.

- MTU 2635 HP engines with 5 year 4000hr warranties
- Twin 29.5 KW Generators
- Completely custom Centralized seawater system with upgraded pumps the same as used on the 80 Viking
- Seakeeper 26 Gyro stabilizer
- Hydraulic bow thruster and windlass
- 5 stateroom 4 head layout with 10 berths to sleep 12
- Satin Walnut interior
- Custom Tackle closet with see thru door and tri colored backlight
- 2 watermakers
- 2 Eskimo ice makers
- Helm Air and Cool Breeze Mezzanine Air
- Rite Air system for high quality humidity controlled AC
- Custom PBT Hardtop with full aft tower legs, Hydraulic riggers, and 2 sets of supersized 2 speed teaser reels
- Teak cockpit, Mezzanine, coamings, covering boards, and flybridge floor
- Faux teak painted salon door and toe rails
- Windlass chute thru bow stem
- Bluewater Chairs helm chairs and fighting chair
- Tuna tubes
- Willy vac
- Comprehensive AME electronics package
- 360 Sonar

Salon

- Walnut Interior Satin Finish Throughout
- Custom WBC interior design
- Custom Amtico Flooring
- Additional TV On Bulkhead above Dinette, black bezel
- Interior ball camera above dinette
- Air conditioning with reverse cycle heat that circulates from concealed registers behind the valances to maximize comfort while minimizing noise and drafts — individual temperature control
- All valences, curtain boards, soffits, wire boxes and window frames made of walnut. No fabric
- Custom walnut trim fashioned to fully conceal any exposed fasteners throughout entire salon
- Walnut headliner strips 3" wide
- Custom walnut AC return in ceiling

- All drawer hardware square satin metal finish
- Pop up TV tabletop and bar counter top finished in black Cambria
- Blinds for desired natural lighting and additional privacy
- Cabinetry with drawers and bottle storage w/ custom bottle configuration and size for larger bottles
- Day head at aft end of salon
- Cocktail table, Custom from release marine with cover
- U shaped dinette with storage below seats
- Dinette table, Custom from release marine with cover
- Drawer beneath dinette split into two drawers with dividers instead of one large drawer that is hard to open
- Amtico flooring at salon entrance and wall-to-wall carpet with double lined padding
- Home theater center with 55" HD TV on a raise and lower mechanism with antenna or cable hook-up
- Upgraded Marantz Surround sound stereo entertainment system IPO Bose with speakers concealed in AC registers
- L shaped lounge with storage underneath, Dewberry style with full access hinged backrest and end table with drawers adjacent to galley
- Lighting, indirect decorative rope lighting behind valances
- Lighting, overhead LED lights, square, recessed in headliner with dimmer switches
- Main electrical panel with AC selector breakers and touch screen monitor
- Pillows, decorative throws for sofa
- Wood on aft side of galley island
- Clear Ice maker in salon, upgraded to U-line in place of standard
- Manual salon door

Galley

- Open Galley layout with raised overhang counter
- 3 bar stools at galley overhang trimmed in custom diamond stitched ultra-leather with seat backs and footrests
- Custom backsplash tile in Mosaic pattern
- Sub-Zero drawer refrigeration and freezer under counter consisting of 2 sets of 27" wide refrigerator units and 2 sets of 24" wide freezer units for a total of 8 drawers. Standard is 6
- Trash compactor deleted and replaced with additional bank of drawer storage
- Electric range, 4 burner surface mounted cooktop
- Conventional oven under surface mount stovetop
- Custom Cambria Countertops throughout galley in light quartz and galley overhang in black Cambria for a bold two-tone appearance
- Exhaust Fan
- Amtico flooring throughout galley
- Garbage Disposal
- Storage drawers and cabinets beneath galley counter
- Storage cabinets above forward galley counter
- Double bowl stainless steel sink with pull out faucet
- Microwave/convection over located in upper galley cabinet
- Pantry forward of galley/dinette, walk in with customized storage space and cabinetry extending into brow and fully custom rod and reel storage built in aft
- Deleted storage insert next to pantry door to utilize full depth and installed custom Maple shelving

Companionway

- Awlgrip bilge areas with access hatches, snow white and lighted for easier maintenance and cleaning
- Central vacuum unit connection with accessories
- Flooring, carpeted steps from galley through companionway
- Laundry center with stackable, front-loading washer and dryer behind custom louvered walnut door for proper

venting of dryer while remaining closed when in operation

- Custom Rod locker cabinet with glass door and tri colored lighting including fully customized rod and reel storage system inside and Amtico flooring
- Lighting, overhead LED lights recessed in headliner
- Staircase, curved, with banister along starboard companionway side with storage compartments
- Custom walnut toe kick paneling alongside of companionway stair steps
- Custom wood molding at top of companionway steps
- Vertical walnut wood strips in companionway seams
- Master stateroom entry door widened to 24" and opens forward
- 2 color wall panels in custom headliner material and installed above and below horizontal companionway wood strips
- Custom companionway closet with 3 shelves forward of hull side credenza adjacent to stbd stateroom

Master Stateroom

- Air conditioning with reverse cycle heat that circulates from concealed registers behind the valances to maximize comfort while minimizing noise and drafts - individual temperature control
- King-size walk-around fore and aft bed with mattress and custom quilted designer style bedspread
- His and her closets to port maple lined. Aft closet traditional 50/50 split over under with drawers beneath & fitted with safe
- Forward double door closet fitted with shelving for bulk storage
- Cubby at outboard side of bed with USB charging ports and 120V traditional plug for charging of phones and storage of small items like wallets, phones, i-pad's etc.
- Custom clothes hamper beneath outboard nightstand in place of drawers
- Drawer storage under bed, (2) large drawers, port and starboard bank
- End table starboard side of bed with drawer storage
- Full length mirror framed in walnut adjacent to MSR door
- Custom upholstered Headboard
- Custom headliner,
- Lighting, decorative indirect rope from underneath bed platform and behind valances in LED
- Lighting overhead in LED lights recessed in headliner with dimmer switches
- Mattress custom Handcraft
- Pillow shams with designer throw pillows
- Reading lights, overhead with separate switches
- Custom Master stateroom tray ceiling molding done in walnut in place of upholstered wood

Master Head

- Custom Amtico Flooring
- Quartz Vanity Top
- Air conditioning/heat with register in soffit
- Exhaust fan vent installed in shower in place of soffit
- Overhead LED lights recessed in soffit and in ceiling
- Linen storage
- Lower vanity with curved walnut face
- Medicine cabinet with mirrored doors
- Mirror around upper vanity insert
- Receptacle, 120V - GFCI
- Stall shower in fiberglass with satin nickel shower fixtures and with drain to automatic sump pump in bilge
- One-piece custom frameless glass shower door
- Storage cabinet with shelves and mirrored door

- Towel bar and ring in satin nickel

Forward Stateroom

- Air conditioning/heat with temperature control
- Custom VIP layout with 4 bunks. All bunks raised and bunk rails lowered for ease of entry and maximum headroom and comfort.
- Custom headliner material installed under upper bunks for finished appearance
- Storage under lower bunks both sides, custom carpeted in place of fiberglass
- Forward stateroom bulkhead to be walnut
- Custom walnut A/C return vent
- Cubby under stateroom hanging closet with 120V plug and 2 USB ports, Drawer storage underneath
- Bedspreads are quilted designer style
- Lighting- decorative indirect rope lighting from underneath bed platform and behind valances in LED
- Lighting overhead in LED lights recessed in headliner with dimmer switches
- Forward stateroom mattresses to be 4" poly foam to provide more usable room above the mattress
- Custom designer style pillow shams

Forward Head

- Custom Amtico Flooring
- Custom Quartz Vanity Top
- Air conditioning/heat with register in soffit
- Exhaust fan with vent in shower stall
- Overhead LED lights recessed in soffit and in ceiling
- Lower vanity with curved walnut face
- Medicine cabinet with mirrored doors
- Mirror around upper vanity insert
- Receptacle, 120V - GFCI
- Stall shower in fiberglass with satin nickel shower fixtures and with drain to automatic sump pump in bilge
- Towel bar and ring in satin nickel

Port Stateroom

- Air conditioning/heat with temperature control and vent in soffit
- Soffit air vent to be wood in place of Fabric
- Upper and lower bunks with 5" poly foam mattresses to maximize guest space in bunks
- Upper bunk raised and bed rail lowered to provide easier access to lower bunk
- Underside of upper bunk lined in headliner material for finished look
- Lower bunk storage to be two pull out drawers in place of lift up storage hatch
- Custom closet to extend to full stateroom height with hanging clothes on top and drawer storage beneath as well as Cubby w/ USB and AC outlets for charging of phones
- Quilted designer style bedspread and pillow shams
- Decorative indirect rope lighting from underneath bed platform and behind valances
- Lighting, overhead LED lights and courtesy rope lighting underneath lower bunk rail, LED and behind valances
- En-suite access to port head

Port Head

- Amtico Flooring
- Quartz Vanity Top
- Air conditioning/heat with register in soffit

- Exhaust fan with vent in shower stall
- Overhead LED lights recessed in soffit and in ceiling
- Lower vanity with curved walnut face
- Medicine cabinet with mirrored doors
- Mirror around upper vanity insert
- Receptacle, 120V - GFCI
- Stall shower in fiberglass with satin nickel shower fixtures and with drain to automatic sump pump in bilge
- Towel bar and ring in satin nickel

Starboard Stateroom

- Air conditioning/heat with temperature control
- Upper and lower bunks with Poly foam 4" mattress to maximize space in bunks
- Upper bunk raised to maximize space in lower bunk and headliner material added to underside of upper bunk for finished appearance
- Deleted end table and installed drawer beneath lower bunk with divider to add space to the stateroom
- Pushed length of the stateroom aft into dead space created by companionway locker to gain full length bunks
- Cubby installed on Aft wall of stateroom with USB and AC receptacle plugs
- Quilted designer style bedspread and pillow shams
- Decorative indirect rope lighting from underneath bed platform and behind valances
- Lighting, overhead LED lights and courtesy rope lighting underneath lower bunk rail, LED and behind valances

Day Head

- Located Aft in salon on stbd side just inside salon cockpit entrance
- Air conditioning/ heat with register in soffit
- Exhaust fan with vent in soffit
- Amtico flooring
- Lighting, overhead LED lights recessed in soffit and ceiling
- Lower vanity with curved walnut face
- Window with blind

Crew/Capt

- Air conditioning/heat with temperature control
- Deleted upper bunk
- Lower bunk raised and extended all the way outboard & widened into a double sized bed for Capt. with Viking slumber 8 Mattress
- Storage cabinets above bunk in Walnut in place of mirror
- Carpeted storage area under bunk
- Custom end table next to bed with drawer storage below and full height hanging closet above
- AC registers and returns walnut
- Nightstand to have USB and 120V outlets
- Quilted designer style bedspread and pillow shams
- Decorative indirect rope lighting from underneath bed platform and behind valances
- Lighting, overhead LED lights and courtesy rope lighting underneath lower bunk rail, LED and behind valances
- 32" TV with wood frame on aft wall
- Custom storage in step to engine room
- Access to engine room

Crew Head

- Amtico Flooring
- Cambria Vanity Top
- Air conditioning/heat with register in soffit
- Exhaust fan with vent in soffit
- Overhead LED lights recessed in soffit and in ceiling
- Lower vanity with curved walnut face
- Medicine cabinet with mirrored doors
- Mirror around upper vanity insert
- Receptacle, 120V - GFCI
- Stall shower in fiberglass with satin nickel shower fixtures and with drain to automatic sump pump in bilge
- Towel bar and ring in satin nickel

Flybridge

- Center console walk around helm with electronic storage raised pod with additional storage below
- Air conditioned flybridge
- Custom surface mounted electronics suite in Carbon fiber covered panel surrounded by custom teak trim ring. Electronics box cover deleted but available by request
- Compass
- Release teak helm pod with single lever controls and bow thruster controls in handles
- Install light in radio box to indicate spot zero operating on
- Split lids on radio boxes
- Push button catches on forward cabinet doors in lieu of standard
- Extended overhang for extra room to move around helm seats
- 3 forward facing helm seats, Teak ladderback by Blue water custom chairs with matching removable upholstery and backrests
- Top loading freezer forward with dividers to have dedicated compressor for isolation and redundancy
- Refrigerated fly bridge drink box
- Flybridge custom: Sink and lid deleted and replaced with storage cabinet
- Install custom rail at helm and powder coat for foot rest
- Bench seats with storage port and starboard sides with removable backrests for forward facing guests
- Elevated backrest on forward bench seat
- Whisper gray Stamoid enclosure vinyl
- Costa clear polycarbonate enclosures with zippered vents
- Costa helm cover
- Teak laid flybridge decks by Teak Cockpit Solutions of FL
- Overhead hard top painted grey to mitigate glare
- Overhead hard top has oversize panel for teasers
- Overhead hard top has panel with drop down aft facing sonar screen
- VHF speakers concealed behind vented cut out in hard top

Cockpit

- Cruisair "Cool Breeze" Mezzanine Air System
- Tuna Tubes in transom live well
- Teak Cockpit, Mezzanine, Ladder Treads by Teak Cockpit solutions of FL
- Teak Covering boards and coamings by Teak Cockpit solutions of FL
- Custom Costa cockpit cover with removable side panels
- Costa cockpit sunshade with poles
- Custom raised pattern Silver and white vinyl Mezzanine Cushions With 2 removable Drink Bolsters
- Additional seat cushion and back for tackle locker

- Two 12V DC Outlets Forward Under Coaming
- 12VDC 30 Amp Outlet Aft Under Coaming for Electric Reels
- Transom Coaming Gate
- Transom fish box plumbed as live well
- Transom door
- Transom swim steps 3 total instead of standard 2
- Transom grab handles installed inside of transom door
- Release Marine Boltless Rod Holders
- Tower legs extend to cockpit with 3 rod holders on each leg
- Bluewater custom Series Fighting Chair
- Dockside electric connection — (2) 50 amp/220V electric with Glendinning Cable masters in forward port and starboard cabinets under gunwales
- Dockside water connection with pressure reducing valve in cabinet under gunwale
- Faux teak painted salon door - molded fiberglass with frameless window and walnut interior
- Engine room access with door and ladder to engine room
- Extended flybridge overhang for shade
- Freshwater wash down with hose bib located in cabinet under starboard gunwale
- Second fresh water washdown installed in cabinet under port gunwale
- Gaskets for all lids and access doors
- Ladder to flybridge, one-piece, anodized aluminum with teak treads
- Lazarette hatch with access to steering system, trim tabs, drain pumps and Seakeeper
- LED lighting, indirect rope lighting underneath the coaming Tri Colored
- LED lighting oversized recessed deck lights in flybridge overhang (4 ea.) Tri colored
- Observation mezzanine with starboard aft facing lounge seating with custom covered cushions, hinged seats with storage under lounge area, tackle cabinet with pullout drawers and dual bait freezers
- Cockpit Freezers have dedicated compressors so that they can be isolated for redundancy in place of standard configuration where both are run on the same compressor
- Refrigerated drink box undermounted in salon step for direct access from cockpit
- Custom dividers fabricated for step cooler
- Seawater wash down, run off central raw water system
- Side lockers under coaming with gaff storage
- Split lids for fish boxes
- Stainless steel gas springs on all hatches and lids
- Valve to fill freshwater tank from dockside inlet
- Y-valve fresh and saltwater wash down

Hull Deck Exterior

- Seakeeper Gyro SK 26
- Hydraulic bow thruster
- White Hull
- Custom bow chute for anchor in stem w/ polished anchor strike plate
- Hydraulic windlass concealed below forward deck with access covers over anchor locker
- Windlass remote installed in anchor locker
- 8 custom powder coated hooks in anchor locker for hanging lines and fenders
- Fresh water washdown at bow anchor locker
- Custom anchor line and chain combination of 50' of stainless-steel chain and 625ft of rope
- Polished stainless-steel claw anchor
- Faux painted teak toe rails
- Deleted bow pulpit and bow rail

- Blister resistant modified vinylester resin in entire hull skin
- Custom blended polyester resin used in structural laminates, topsides, bridges, and hardtops
- Fiberglass side thru-hulls
- Ablative/Copolymer anti-fouling bottom paint (2 coats), using “Interlux Interprotected epoxy primer system”
- Awlgrip bronze thru hulls and sea strainers in engine room and forward bilge
- Bomar Deck Hatch
- Hull is infused using Baltek end-grain balsa and
- Airex foam cores with carbon and E-glass hybrid fiberglass laminates
- Infused fiberglass fuel, freshwater and holding tanks with fiberglass baffles inside and balsa coring on sides for stiffness, sealed to hull with a syntatic foam
- Molded fiberglass salon floor/engine room ceiling with foam core for acoustical and thermal insulation
- Propeller pockets to reduce draft
- Stringers, fiberglass encapsulated foam
- Vacuum bagged composite bulkheads - main engine room bulkhead, and forward bulkhead
- Recessed external sea strainers for main engine pick ups
- Rudders, stainless, composite rudder bearing with dripless seal laminated into hull
- Seacocks, bronze, ball-type sea valves for all thru- hulls below the water line - Awlgrip Snow White
- Shafts — (2) Aquamet high-strength stainless steel, double-taper with machined keyway and custom thrust plate at main engine couplings
- Struts — thru-water, Nibral, composite bearings
- Tides Marine water lubricated dripless shaft seals with crossover water supply from both engines
- Trim tabs, custom with center, port and starboard tabs recessed in transom, individual controls for each tab with fiberglass covers
- Sea Star 3 - steering system with electronic interface

Engine Room

- MTU Series 2000 - V16 M96l 2635MHP with 1070 hours and 5 year 4000-hour warranty until 2025
- Additional octoplex display by engine room door
- Crew side of engine room door painted to match interior color of stateroom walls in lieu of standard color
- Water Maker with auto back flush 1400 GPD
- 2nd Water maker with auto back flush 1400 GPDSpot Zero water filtration system Double by-pass
- Both water makers plumed to run thru spot zero system for incredibly pure water
- Installed customer supplied pre-filter system for water makers
- Water maker display custom painted white to match engine room
- Back up fuel transfer pump in parallel for redundancy
- Upgraded Centralized sea water pump system to what is used in 80 Viking including larger Grundflo pumps and piping to keep up with all user components on boat
- Electro Sea clearline system plumed into CSW for prevention of barnacle growth in the CSW system and all components it feeds
- Optional Hydraulic system in engine room to power bow thruster and windlass
- Willy Vac with low water pickup and additional hose
- Headhunter Fresh water pump standard with optional back up Headhunter freshwater pump plumbed in Parallel
- Eskimo Ice machine plumbed to Starboard step box in Mezzanine
- Second Eskimo Ice machine plumed to port cockpit fish box
- 2 Scott pumps installed aft and center in engine room to supply customer supplied tuna tubes
- Two 6 drawer 12” wide painted toolboxes
- Prepped and prewired for dive compressor
- Black diamond mat installed on shelf forward of engines

- Awlgrip engine room, lazarette, forward bilge and anchor locker for enhanced visibility and easier maintenance
- Air conditioning — chilled water, 8 tons (two 4-ton units), zoned with reverse cycle heat for complete climate control throughout the interior and with individual temperature controls for staterooms and salon
- Bilge pumps with clean out pumps linked into monitoring system and connected to float switches for automatic and manual operation
- Customized air conditioning sea water supply/discharge manifolds to allow for isolating each chiller for maintenance
- “Delta T” engine room ventilation system with thermostatically controlled supply and discharge fans for proper fresh air circulation and water intrusion suppression
- “Delta T” pneumatically controlled engine room ventilation dampers, integrated into fire suppression system
- Dual stage speed 110V AC freshwater system with on deck freshwater fill and cockpit dockside supply inlet with pressure reducing valve
- Engine room entrance gauge package consisting of gauges for digital tachometer, engine water temperature, and engine oil pressure and remote mounted engine start and stop switches for easier viewing and accessibility
- Fire suppression system, automatically and manually operated and tied into main engines, generator ignitions and ventilation systems with override
- Freshwater supply in engine room for general maintenance and cleaning
- Fuel priming pumps for main engines, electric
- Fuel transfer and management system, 24V DC pump controlled through touch-screen control panels
- Hour meters on generators
- Integrated engine mounting system for efficient transfer of energy to drive train system
- Internal sea strainers for generator and all other seawater pick ups
- Mufflers - engines in-line type with surge tubes in engine room
- Mufflers — generators, gas/water separators
- Oil changing system, gear type pump for main engines, transmissions, and generator with pump out line run to cockpit locker
- Advance design cambered blade sections for optimum performance. Nibral alloy for maximum durability
- Racor dual fuel/water separator filters for main engines and single for generator. Clear bowl type, top loading for convenient replacing
- Electric water heater

Mechanical

- Install Tee in Dockside water manifold to fill water tank from the cockpit. Pass thru spot zero
- Deck fill for freshwater tank
- Custom Awlgrip tiller arms and brass parts in Lazarette in place of standard
- Supply and install screens on Centralized sea water intakes and tuna tube pump intakes
- Custom quick disconnect fitting in port side locker tied into standard fuel transfer pump/manifold to transfer fuel from a bladder tank in the cockpit
- Extra port for Willy Vac in lazarette
- Install two custom transom elliptical drains for transom fish box
- Install custom black rubber matting in forward bilge areas

Electrical System

- 24V DC ship’s service throughout
- 240/120V AC power supply
- 110V outlet in engine room on aft bulkhead
- Anchor light/navigation lights
- Batteries, (3) independent 24V banks mounted in fiberglass storage boxes, maintenance free
- Battery chargers, (3) with thermal cutoff and switching system for complete integration

- Battery distribution panels with battery cutoff for ship service batteries and engine batteries
- Battery parallel system for main engines and generator start
- Bonded electrical system with ground plate
- Color-coded, labeled and numbered wiring system with corresponding drawings
- Dimmers, DC LED interior lighting throughout excluding companionway
- Engine room lights, DC with LED/AC backup with switch at engine room entrance
- Generators, Diesel — (2) 29 kW Onan QD (electronic quiet diesel) Series, user-friendly with electronic governing allowing voltage and electronic frequency control
- Glendinning cable master (2) 50/220V AC with 3 wire grounded cord
- Lighting, overhead LED lights recessed in hardtop tri color
- Magnetic switches for bilge lights
- Master electrical control provided via power distribution system utilizing a redundant Can Bus control for AC/DC remote breaker electrical systems. Complete system control and monitoring provided by 3 integrated touch screen controls-(1) located at salon main panel and (1) at the flybridge helm, (1) in engine room adjacent to Crew stateroom pass thru door
- Receptacles, 120V duplex with GFCI throughout
- Voltage stabilizer isolation transformer for more consistent, cleaner voltage

Palm Beach Towers Detail

- 1 Custom Molded Hard Top 72' Convertible, Brushed Pipe 3-Sided Track on perimeter rail, custom aft legs to mount side of house, aft main legs & perimeter rail to be 2.5" pipe
- 6 Hardtop Lights, Lumitec tri-color w/ fiberglass recess (Not hooked up)
- 1 Radar Pod Oval Style w/ Large Sliding Teaser Reel Door for (4) reels, Brackets and Runs Mold #973
- 1 Rigid Industries 40" RDS LED light bar with defused lenses & Hi/Lo feature mounted in custom molded light pod Aft
- 1 Molded fwd spreader light underside HT Lumitec LED
- 1 Bridge Rail 3 sided Double AFT, Leg to Leg
- 6 Rod Holder Polished Weld to AFT Bridge Rail
- 6 Rod Holder Polished Weld to AFT main legs
- 1 U shaped safety rail around ladder opening
- 1 Nav. Lights Port, Stbd & Stern Molded
- 1 Enclosure 3 sided EZ2CY to end of helm track to track
- 1 Costa PVC flangeless enclosure track
- 1 43' Rupp Outriggers "Big Riggs", 43' - 3 Spreader, Solid Heavy AFT Bar
- 1 Install Rupp Outriggers
- 1 Install Rupp rollers IPO eyebolts
- 1 Rupp Hydraulic outrigger system, Multi Action lay-out, lay-aft with hydraulic locks
- 2 Recessed Electric Teaser Reels MIYA EPOCH New Super US 40
- 1 Drop down electronics box electric fold down
- 1 Flip down electronics box Aft to hold display
- 2 Molded SAT Dome Mount
- 1 Wire & Hookup (6) Recessed Lights, Spreader Lights, Teaser Reels, Bond hardtop, drop down box
- 1 Rupp halyard grommets installed
- 2 Release marine teaser line grommets with swivel tips outboard each side of HT
- 1 Recess port & stbd aft corners of hardtop and install handrails top of hardtop for easy access
- 1 Paint underside of hardtop Whisper Gray satin finish
- 2 Cut slots underside of HT for VHF speakers (does not include speakers)
- 2 Flag staffs vertical mounted 1 each side hardtop 28" high
- 1 Mount MTU ECM Displays in Drop Down Electronics Box

- 1 Rupp center rigger with hardtop mount (holder to be angled higher 35de)
- 1 Upgrade material for enclosure to light grey Stamoid
- 2 Miya Epoch new Super US 9 electric teaser reels with Hi Speed 2 motor

AME Electronics Detail

RADAR:

- 1 RAYMARINE MAGNUM 12KW RADAR W/ 6' ARRAY
- 1 RAYMARINE AXIOM XL 19-18.5" MULTIFUNCTION DISPLAY KIT
- 2 EXTENDER SNAPAV HDMI-CAT5/6 HDBA SET - VIEW RAYMARINE ON DINETTE TV AND CREW TV

PLOTTER:

- 2 RAYMARINE AXIOM XL 19-18.5" MULTIFUNCTION DISPLAY KIT P/N T70428
- 2 RAYMARINE RS150 GPS SENSOR W/POLE MOUNT
- 1 RAYMARINE RMK-10 MULTIFUNCTION REMOTE KEYPAD - INTERFACE SEAKEEPER TO RAYMARINE SYSTEM

PLOTTER 2:

- 1 RAYMARINE AXIOM 12 MULTIFUNCTION DISPLAY - AFT DROP-DOWN BOX

NAVIGATION PERIPHERALS:

- 5 RAYMARINE HS5 SEATALK NETWORK SWITCH
- 4 RAYMARINE WATERPROOF EHTERNET COUPLER
- 4 RAYMARINE RAYNET TO RJ45 CABLE 10M
- 2 RAYMARINE RAYNET TO RAYNET CABLE 20M
- 3 RAYMARINE RCR-SD CARD READER AND USB SOCKET
- 1 RAYMARINE RAYNET TO RJ45 CABLE 3M
- 2 RAYMARINE SEATALK NG BACKBONE CABLE 1M
- 1 RAYMARINE SEATALK NG BACKBONE CABLE 3M

NETWORK:

- 1 NMEA 2K COMPONENTS

SOUNDER:

- 1 RAYMARINE CP570 CHIRP SONAR MODULE
- 1 RAYMARINE PM411LM-W ULTRAWIDE CHIRP TRANSDUCER

SOUNDER 2:

- 1 RAYMARINE CP370 DIGITAL SONAR MODULE
- 1 RAYMARINE B260 BRONZE THRU-HULL TRANSDUCER

DIGITAL DEPTH/TEMP:

- 1 RAYMARINE P70R INSTRUMENTAL DISPLAY
- 1 AIRMAR DT200 N2K TRANSDUCER
- 1 AIRMAR ST850 SPEET & TEMP TRANSDUCER

SONAR:

- 1 RAYMARINE RVX100 3D CHIRP SONAR MODULE
- 1 RAYMARINE RV-200 REALVISION 3D BRONZE TRANSDUCER
- 360 SCANNING SONAR

AUTOPILOT:

- 1 RAYMARINE EV-DBW EV-2 FOR DRIVE-BY-WIRE PROPULSION
- 1 RAYMARINE S100 AUTOPILOT REMOTE CONTROL

VHF:

- 2 RAYMARINE RAY90 VHF RADIO BLACK BOX
- 2 COMROD AV90/2BI 16' VHF ANTENNA
- 2 POLY-PLANAR EXTERNAL (BLK) VHF SPEAKER - MOUNT INSIDE CUSTOM GRILLS IN HARD TOP
- 1 NEWMAR PA-30/20 HAILER HORN - HARD TOP

AIS:

- 1 RAYMARINE AIS700 CLASS B AIS TRANSCEIVER

STEREO:

- 1 FUSION STEREO MS-RA770-APOLLO SERIES TOUCHSCREEN W/APPLE AIR PLAY
- 1 FUSION MS-ACSXV-ONLY SIRIUS/XM TUNER
- 1 SHAKESPEARE-SRA-50 SIRIUS ANTENNA
- 4 JL M6 MARINE 8.8" WHITE COAX SPEAKER
- 1 JL AUDIO MHD600/4 4-CHAN 12V AMPLIFIER

HELM:

- 2 CARLING USB OUTLET
- 1 APPLE TV5 4K 64GB DIGITAL MEDIA RECEIVER
- 1 APPLE TV4/TV5 MOUNT - DISPLAY APPLE TV ON RAYMARINE MFD'S

SATCOM:

- 1 KVH TRACPHONE V7-HTS KU-BAND ANTENNA RACK-MOUNTABLE INTEGRATED COMMBX MODEM
- 1 PANASONIC 2-LINE CORDLESS PHONE - MOUNT ON SALON END TABLE PORT SIDE
- 2 ADDITIONAL PANASONIC HANDSET-KXTG9541 - MASTER AND CREW
- 1 LUXUL XAP-810 DUAL-BAND ACCESS POINT
- 1 ARAKNIS NETWORK 210 SERIES WEBSMART 48 PORT GIGABIT SWITCH WITH PARTIAL POE+
- 1 LUXUL ABR-5000 EPIC 5 GIGABIT ROUTER
- 1 CYBERPOWER PR750LCD MINI-TOWER UPS 750VA
- 1 RUCKUS WIRELESS ZONEFLEX H510 UNLEASHED 2 DUAL BAND
- 1 KVH HD7 SAT TV DUMMY DOME W/BASEPLATE

WIFI:

- 1 AIGEAN NETWORKS AN-7000 MARINE WIFI DUAL-BAND
- 2 SHAKESPEARE GALAXY 5239 10" WIFI ANTENNA

CELL:

- MOFI CELLULAR 4G/LTE MOFI4500-4G ROUTER

- MOFI 4500-4G-SIM4 W/UPGRADE ANTENNA
- SHAKESPEARE GALAXY 10" WIFI/CELL ANTENNA
- ELECTROSTANDARDS RJ45 4 PORT SWITCH

WEATHER:

- RAYMARINE SR150 SIRIUS XM WEATHER RECEIVER W/SRA50 ANTENNA

CAMERA:

- 4 RAYMARINE CAM220 IP DOME CAMERA P/N E70347 - 3 ENGINE ROOM CAMERAS - 1 COCKPIT CAMERA

THERMAL IMAGING:

- 1 FLIR M364C THERMAL IMAGING CAMERA
- 1 FLIR JCU3 CONTROL UNIT
- 1 ADAM-6520 PLOTTER ETHERNET SWITCH
- 1 MINI-MAST: FLIR M-SERIES/ACR SPOTLIGHT

SPOTLIGHT:

- 1 ACR RCL 100 LED SPOTLIGHT W/CONTROLLER

SALON:

- 1 URC MRX-10 MASTER CONTROLLER
- 1 URC WIFI REMOTE CONTROL TRC-1080
- 1 URC RMK-1 1U RACK MOUNTING KIT RMK-1
- 1 APPLE TV5 65GB DIGITAL MEDIA RECEIVER
- 1 APPLE TV4/TV5 MOUNT
- 1 APPLE MAC MINI 2.6 GHZ DUAL CORE INTEL CORE I5 8GB RAM, 1TB HARDDRIVE - VIEW ON SALON AND DINETTE TV'S
- 1 APPLE MAGIC MAC & KEYBOARD
- 1 EXTENDER SMAPAV HDMI-CAT5/6 HDBASET
- 1 VANGO DIGITAL TO AUDIO CONVERTER
- 1 FANLESS MINI PC 4GB W/WIFI WINDOWS 10
- 1 MARANTZ SR6014 9.1 A/V RECEIVER W/HEOS
- 5 CAMBRIDGE AUDIO MINX MIN ULTRA-COMPACT SATELLITE SPEAKER BLACK, 779MIN12B
- 2 SNAPAV IN-WALL PASSIVE SUBWOOFER ES-SUB-IW-DUAL8/DUAL8" - SALON SOFA
- 1 MIDDLE ATLANTIC MARANTZ SR6013 A/V SHELF
- 1 EPISODE SUBWOOFER AMPLIFIER W/FRONT PANEL DISPLAY

DINETTE:

- 1 APPLE TV5 4K 64GB DIGITAL MEDIA RECEIVER
- 1 APPLE TV4/TV5 MOUNT

CREW STATEROOM:

- 1 URC WIFI REMOTE CONTROL TRC-1080
- 1 URC MRX-41R WIFI BASE STATION
- 1 APPLE TV5 4K 64GB DIGITAL MEDIA RECEIVER
- 1 APPLE TV4/TV5 MOUNT

- 1 HEOS AMPLIFIER – CONNECT TO EXISTING IN-CEILING SPEAKERS

ENGINE ROOM:

- 1 FUSION APOLLO MS-SRX400 ZONE STEREO AM/FM/BLEETOOTH, 1 ZONE, 2X50 AMP

COCKPIT:

- 1 FUSION APOLLO MS-SRX400 ZONE STEREO AM/FM/BLEETOOTH, 1 ZONE, 2X50 AMP
- 2 JL M6 MARINE 7.7" WHITE COAX SPEKER 93728-CLASSIC/SINGLE – HAUNCHES
- 2 JL M6 MARINE 8" WHITE SUBWOOFER 93615-CLASSIC/SINGLE – HAUNCHES
- 1 JL AUDIO M700/5 AMPLIFIER
- 2 JAMES LOUDSPEAKER 42UE-OW 4" 2-WAY WHT SINGLE SPEAKER – MOUNT UNDER GUNWALES

MISC:

- 1 CARBON FIBER WRAPPED HELM PANEL AND DROP-DOWN BOX, AND AFT DROP-DOWN BOX

UNDERWATER LIGHTS AND CHARTS:

- 6 LUMISHORE T1X803 SUPRA BLUE/WHITE LIGHTS 27000 LUMENS 60-0342 – 4 UNDERWATER LIGHTS ON TRANSOM, 1 LIGHT EACH SIDE
- 2 LUMISHORE THX/TIX SUPTRA 1-CONNECT INTALL KIT W/1-CONNECT HUB & SWITCH – MOUNT LUMISWITCH BY SALON LIGHT SWITCHES STARBOARD SIDE CABINET
- 2 MEANWELL LED 24V/25A IP67 POWER SUPPLY
- 1 NAVIONICS PLATINUM PLUS 906P CHARTS SOUTHEAST US/N. BAHAMAS
- 1 CHART NAVIONICS 908P-2 CARIBBEAN & BERMUDA
- 1 CHART NAVIONICS PLATINUM 911 CTRL AMER.
- 1 CMAP N-M027.41 CENTRAL AMERICA AND CARIBBEAN

Viking Build Workorder

- LAYOUT: OPEN GALLEY CONFIGURATION
- LAYOUT: CUSTOM LAYOUT
- LAYOUT: FIVE STATEROOM - FOUR HEAD
- LAYOUT: SATIN FINISH THROUGHOUT
- LAYOUT: INTERIOR WOOD TO BE WALNUT
- ENG RM: INSTALL ONAN 29KW GENERATOR
- ENG RM: FUEL PRIMING PUMPS 24V
- ENG RM: ACCESS DOOR TO CREWS QUARTERS
- ENG RM: S&I 1400 GPD WATERMAKER WITH AUTO BACKFLUSH
- ENGINE ROOM CUSTOM: S&I SECOND 1400 GPD WATERMAKER WITH AUTO BACKFLUSH
- HULL: ADDITIONAL FUEL TANK FOR A TOTAL OF (3) TANKS
- HULL: HYDRAULIC BOW THRUSTER
- FB: ELECTRONIC SINGLE-LEVER CONTROLS FOR HELM POD
- FB: RECESSED ELECTRONICS BOXES
- FB: HELM AIR CONDITIONING
- FB: INSTALL BRIDGE FREEZER BOX
- FB: INSTALL REMOVABLE FLYBRIDGE JUMPSEAT BACKREST
- FB: REFRIGERATE BRIDGE DRINK BOX
- FB: S&I RELEASE TEAK HELM POD
- COCKPIT: REFRIGERATED COCKPIT STEP BOX

- COCKPIT: S&I SECOND CABLEMASTER IN COCKPIT
- COCKPIT: TRANSOM COAMING WITH GATE AND FISH BOX
- CP: REFRIGERATE STARBOARD MEZZANINE UNDERMOUNTED STEP BOX
- COCKPIT: CRUISAIR "COOL BREEZE" MEZZANINE AIR SYSTEM
- COCKPIT: PLUMB TRANSOM BOX AS LIVE WELL WITHOUT WINDOW AND LIGHT
- DECK/EXT: DELETE BOW PULPIT & INSTALL BOW CLEATS FORE & AFT
- DECK/EXT SALON FORWARD WINDOW MASK
- HULL COLOR: SNOW WHITE
- DECK/EXT CUSTOM: S&I MAXWELL RC 12-12 GYPSY ONLY HYDRAULIC WINDLASS
- GALLEY: UNDERCOUNTER REFRIGERATOR AND FREEZER with DRAWERS
- GALLEY: ADDITIONAL UNDERCOUNTER REFRIGERATOR with DRAWERS
- SALON: ELECTRIC PANEL UP
- SALON: COCKTAIL TABLE
- SALON: INSTALL 55" POP-UP TELEVISION IN ENTERTAINMENT CENTER
- SALON: DAY HEAD IN SALON
- DELIVERY: WATER DELIVERY KIT W/TOOL SET
- POWER: MTU SERIES 2000- V16 M96L 2635MHP
- ENG RM: PAINT PVC TRIM AT ENGINE ROOM SNOW WHITE
- ENG RM: S&I SPOT ZERO DOUBLE PASS
- ENG RM: BACK-UP FUEL TRANSFER PUMP IN PARALLEL
- ENG RM: HEADHUNTER FRESH WATER PUMP
- ENG RM: INSTALL TWO TOOL BOXES IN ENGINE ROOM 4 DRAWER 12" WIDE PAINTED WHITE
- ENG RM: INSTALL BACKUP PUMP FOR SEAWATER SYSTEM PLUMBED IN PARALLEL
- ENG RM: S&I WILLY VAC IN PLACE OF ENG RM CLEANOUT BILGE PUMP (VP#410530)
- ENGINE ROOM CUSTOM: SHIP ABOARD 25 FEET WILLY VAC HOSE AND INSTALL FITTING FOR WILLY VAC IN ENGINE ROOM-KM
- ENGINE ROOM CUSTOM: REPLACE WHITE LADDER TREADS WITH BLACK DIAMOND RUBBER FLOORING MATERIAL-KM
- ENGINE ROOM CUSTOM: PLUMB BOTH WATERMAKERS TO RUN THROUGH SPOT ZERO
- ENGINE ROOM CUSTOM: INSTALL ADDITIONAL OCTOPLEX DISPLAY BY DOOR TO CREW STATEROOM
- ENGINE ROOM CUSTOM: S&I BACKUP HEADHUNTER FRESHWATER PUMP PLUMBED IN PARALLEL
- ENGINE ROOM CUSTOM: INSTALL SECOND ESKIMO ICE MACHINE WITH DISCHARGE INTO FORWARD PORT COCKPIT SOLE BOX
- ENGINE ROOM CUSTOM: PREP AND PREWIRE FOR DIVE COMPRESSOR WITH CONNECTION AT PORT COCKPIT SIDE LOCKER
- ENGINE ROOM CUSTOM: S&I BLACK DIAMON MAT ON SHELF FORWARD OF ENGINES
- ENGINE ROOM CUSTOM: S&I (2) SCOTT PUMPS AFT AND CENTERED IN ENGINE ROOM WITH 2" INLETS AND 1 1/2" OUTLETS TO FEED CUSTOMER SUPPLIED TUNA TUBES IN TRANSOM FISHBOX. RUN 1 1/2" HOSE FROM PUMPS AFT TO LAZARETTE
- ENGINE ROOM CUSTOM: PICK UP PORT FOR WILLY VAC TO BE LOCATED NEAR WILLY VAC UNIT
- ENGINE ROOM CUSTOM: RELOCATE FRESHWATER WASHDOWN TO OPPOSITE SIDE OF WALKWAY
- ENGINE ROOM CUSTOM: INSTALL WATERMAKER CONTROL PANELS ON FORWARD BULKHEAD BY OCTOPLEX DISPLAY
- ENGINE ROOM CUSTOM: QC-51 BENJAMIN MOORE COLOR FOR ENGINE ROOM DOOR
- ENGINE ROOM CUSTOM: REFERENCE OPTION # 1115400: TOOL BOXES TO BE (6) DRAWER BOXES
- LARGER BOXES WILL MAKE ACCESS TO SERVICE GENERATORS AND DP PANELS DIFFICULT USE VP#810714
- ENGINE ROOM CUSTOM: INSTALL CUSTOMER SUPPLIED PREFILTER FOR SPOT ZERO SYSTEM
- ENGINE ROOM CUSTOM: PAINT WATERMAKER DISPLAY BOXES WHITE TO MATCH BULKHEAD
- HULL: INSTALL SEAKEEPER GYRO SK 26
- HEADS: HEADHUNTER HEAD SYSTEM

- MECH: INSTALL TEE IN DOCKSIDE WATER MANIFOLD TO FILL WATER TANK FROM COCKPIT
- MECHANICAL: DECK FILL FOR FRESH WATER TANK
- MECHANICAL CUSTOM: AWLGRIP TILLER ARMS AND BRASS PARTS IN LAZARETTE
- MECHANICAL CUSTOM: PREP FOR CUSTOMER SUPPLIED RITE AIRE MARINE SYSTEM TO BE INSTALLED DURING PRODUCTION
- SALES TO SPECIFY GRILL SIZES & LOCATIONS
- MECHANICAL CUSTOM: S&I SCREENS ON CENTRALIZED SEA WATER PUMP INTAKES AND TUNA TUBE PUMP INTAKES
- MECHANICAL CUSTOM: S&I QUICK DISCONNECT FITTING IN PORT SIDE LOCKER TIED INTO STANDARD FUEL TRANSFER PUMP/MANIFOLD TO TRANSFER FUEL FROM BLADDER TANK IN COCKPIT INTO AFT MAIN TANK
- MECHANICAL CUSTOM: S&I PORT FOR WILLY VAC IN LAZARETTE
- MECHANICAL CUSTOM: S&I HYDRAULIC SYSTEM IN ENGINE ROOM AND HYDRAULIC BOW THRUSTER
- HULL CUSTOM: BOTTOM PAINT CUSTOM GREY
- MECHANICAL CUSTOM: HULL CUSTOM: S&I (2) TRANSOM ELLIPTICAL DRAINS FOR TRANSOM FISHBOX
- MECHANICAL CUSTOM: S&I BLACK RUBBER MATTING ON DECK IN FORWARD BILGE STORAGE AREAS
- MECHANICAL CUSTOM: S&I ELECTROSEA CLEARLINE SYSTEM
- UPGRADED CENTRALIZED SEAWATER SYSTEM TO THE SAME USED ON VIKING 80
- ELECTROSEA SYSTEM ADDED TO ENTIRE CENTRALIZED SEAWATER SYSTEM
- FB: SPLIT RADIO BOX LIDS
- FB: FRESH WATER OUTLET ON BRIDGE
- FB: POWDER COAT AIR HORNS
- FB: DELETE STANDARD VHF ANTENNA & MOUNTS
- FB: PREP FOR AME ELECTRONICS
- FB:S&I SWITCH IN RADIOBOX FOR ELECTRONIC DROP-DOWN OVERHEAD BOX IN HARDTOP
- FB: PREP AND PREWIRE FOR PBT HARDTOP
- FB: PREP FOR MTU EDM DISPLAYS IN HARDTOP DROP-DOWN BOX
- FB: INSTALL CUSTOMER SUPPLIED HELM CHAIRS
- FB: S&I HANDRAIL ON SIDE OF HELM CONSOLE ABOVE HELM ACCESS DOOR
- OPEN FB: COSTA, HELM COVER
- FB: DEDICATED BATTERIES FOR ELECTRONICS
- FB: CUSTOM: TEMP MOUNT REMOTES FOR BOTH ESKIMO ICE MACHINES AT HELM
- FB: CUSTOM: S&I ONE CUP HOLDER AT EACH CABINET TOP JUST FORWARD OF EACH FLYBRIDGE SIDE BENCH SEAT
- FB: CUSTOM: INSTALL COMPASS IN RECESSED ELECTRONICS BOX
- FB: CUSTOM: INCREASE ANGLE OF REMOVABLE JUMPSEAT BACKRESTS
- FB: CUSTOM: FREEZER BOX TO HAVE DEDICATED COMPRESSOR
- FB CUSTOM: REFRIGERATED DRINK BOX TO SHARE COMPRESSOR WITH SALON STEP COOLER
- FB CUSTOM: LEAVE SPACE BELOW FB BENCH SEATS TO BE FITTED WITH CUSTOM ROD STORAGE AFTER DELIVERY
- FB CUSTOM: DELETE FLYBRIDGE STEREO AND SPEAKERS FOR CREDIT
- FB CUSTOM: DELETE FURUNO RD 33 AND CREDIT
- FB CUSTOM: MOUNT HORNS ON SIDES OF RADAR POD
- FB CUSTOM: S&I LIGHT AT HELM FOR SPOT ZERO OPERATION
- FLYBRIDGE CUSTOM: S&I STARBOARD DIVIDERS INSIDE FLYBRIDGE FREEZER
- FLYBRIDGE CUSTOM: PATCH IN DRAIN HOLES AT ELECTRONICS BOX LID FLANGE
- FLYBRIDGE CUSTOM: DELETE SINK AND LID. PORT STORAGE CABINET DOOR TO MATCH STARBOARD SIDE. NO STORAGE CABINET INSERT. LEAVE OPEN TO ACCESS STORAGE UNDER BROW. INSTALL WASHSHDOWN SPIGOT INSIDE BY DOOR
- FLYBRIDGE CUSTOM: USE PUSH BUTTON CATCHES FOR (2) FORWARD STORAGE DOORS NEXT TO FREEZER
- FLYBRIDGE CUSTOM: DELETE STANDARD VHF RADIO FOR CREDIT
- FLYBRIDGE CUSTOM: DELETE ELECTRONIC BOX LID FOR CREDIT

- FLYBRIDGE CUSTOM: S&I POWDERCOATED HANDRAIL AT HELM CONSOLE FACE AT ACT AS FOOTREST FOR HELM CHAIR.
- FLYBRIDGE CUSTOM: HELM AIR CONDITIONING VENTS AT CONSOLE TO BE DIRECTIONAL STANDARD
- FLYBRIDGE CUSTOM: HELM AIR VENTS ON AFT CONSOLE TO BE MULTI-DIRECTIONAL
- COCKPIT: MEZZANINE COCKPIT
- COCKPIT: TEAK COCKPIT AND MEZZANINE BY OUTSIDE VENDOR
- COCKPIT: TRANSOM SWIM STEPS
- COCKPIT: ICE MACHINE WITH DISCHARGE INTO COCKPIT SOLE BOX
- COCKPIT: TWO 24V 30AMP OUTLETS FORWARD UNDER COAMING, ONE ON EACH SIDE
- COCKPIT: INSTALL CUSTOMER SUPPLIED FIGHTING CHAIR
- COCKPIT: DELETE HAUNCH HAND RAILS
- COCKPIT: GRAB RAILS INSIDE TRANSOM DOOR
- CP: INSTALL OUTRIGGER BLOCKS ON DECK-HOUSE FOR FUTURE OUTRIGGER INSTALLATION
- CP: PREP FOR TEAK COCKPIT SOLE
- CP: STORAGE LOCKERS UNDER PORT AND STARBOARD COAMINGS
- CP: SPLIT LID FOR COCKPIT FISH BOX
- COCKPIT: TRI COLOR LIGHTS IN AFT DECK OVERHANG
- COCKPIT: TRI COLOR ROPE LIGHTS UNDER COAMING
- COCKPIT CUSTOM: S&I TEAK COVERING BOARDS AND COAMING BOARDS
- COCKPIT CUSTOM: DELETE SHIP ABOARD STEP BOX FOR CREDIT
- COCKPIT CUSTOM: S&I ADDITIONAL FRESHWATER WASHDOWN ON PORT SIDE FOR A TOTAL OF TWO
- COCKPIT CUSTOM: COSTA; S&I ONE PIECE CUSHION WITH SEAT AND BACK FOR TOP OF TACKLE CABINET
- COCKPIT CUSTOM: REFERENCE OPTION 1401900: LOCATE 2 4V OUTLETS AT AFT CORNERS IN COCKPIT
- COCKPIT CUSTOM: DO NOT INSTALL AND SHIP ABOARD (6) 30 DEGREE GEM BOLTLESS ROD HOLDERS
- COCKPIT CUSTOM: LIGHTS IN COCKPIT OVERHANG TO BE LARGER LIGHTS
- COCKPIT CUSTOM: REFERENCE OPTIONS 1400002 AND 1480 100: TEAK DECK AND COVERING BOARDS TO BE CUSTOMER SUPPLIED
- COCKPIT CUSTOM: COSTA; S&I COCKPIT COVER WITH REMOVABLE SIDE PANELS
- COCKPIT CUSTOM: EACH FREEZER BOX TO HAVE DEDICATED COMPRESSOR
- COCKPIT CUSTOM: S&I (4) LIGHTS IN COCKPIT OVERHANG IN PLACE OF STANDARD (3). LIGHTS TO BE LARGER LIGHTS
- COCKPIT CUSTOM: REFERENCE OPTION # 1400200: INSTALL ADDITIONAL TRANSOM SWIM STEP FOR TOTAL OF (3)
- COCKPIT CUSTOM: COSTA; S&I COCKPIT SUNSHADE. CARBON FIBER POLES FOR SUNSHADE
- COCKPIT CUSTOM: DELETE COSTA MARINE SUPPLIED COVER FOR SEAKEEPER AND CREDIT
- COCKPIT CUSTOM: S&I DIVIDERS IN SALON STEP COOLER USE UNIT M01476
- DECK/EXT: FRESH WATER WASHDOWN AT BOW INSIDE ANCHOR LOCKER
- DECK/EXT: TEMP MOUNT RUNNING, TRANSOM, MAST LIGHT, BOAT TO GET TOWER
- DECK/EXT: BOW RAIL AS PER CUSTOMER SPECS BOW RAIL MUST BE ABYC COMPLIANT
- DRAWINGS/SKETCHES TO METAL SHOP. RELEASED BY ENGINEERING
- DECK/EXT: CUSTOM LINE-CHAIN COMBINATION: 50' STAINLESS STEEL CHAIN AND 625' ROPE
- HULL: CUSTOM NON-METALLIC BOOT STRIPE IPO STANDARD SINGLE STRIPE
- DECK/EXT CUSTOM: EXTEND SIDE HANDRAILS TO WRAP AROUND FRONT OF WINDSHIELD. HANDRAILS TO EXTEND 36" FORWARD OF STANDARD LOCATION
- DECK/EXT CUSTOM: INSTALL ANCHOR CHUTE IN STEM. INCLUDES STAINLESS STRIKE PLATE AROUND OPENING AND POLISHED STAINLESS CLAW ANCHOR
- DECK/EXT CUSTOM: S&I FAUX TEAK TOE RAIL AND CLEAR COAT OVER. WORK TO BE DONE BY OUTSIDE VENDOR. CLEAR COAT TO BE DONE BY MARINA
- DECK/EXT CUSTOM: S&I FAUX TEAK SALON DOOR AND CLEAR COAT OVER. WORK TO BE DONE BY OUTSIDE VENDOR. CLEAR COAT TO BE DONE BY MARINA
- DECK/EXT CUSTOM: INSTALL FRESHWATER WASHDOWN OUTLET AT STARBOARD SIDE IN ANCHOR LOCKER

- DECK/EXT CUSTOM: INSTALL WINDLASS REMOTE AND PORT FOR PLUG INSIDE ANCHOR LOCKER TO STARBOARD SIDE DIVIDER
- DECK/EXT CUSTOM: INSTALL (8) POWDERCOATED J HOOKS IN ANCHOR LOCKER FOR HANGING DOCK LINES. SEE SALES FOR LOCATIONS
- DECK/EXT CUSTOM: REINFORCE RECESSED WINDLASS PLATFORM IN ANCHOR LOCKER
- GALLEY: 110V OUTLET NEXT TO SWITCH ON BOTTOM OF UPPER CABINET ABOVE SINK
- GALLEY: SINK TO BE STAINLESS STEEL UNDERMOUNT
- GALLEY: S&I 4 BURNER SURFACE MOUNT RANGE
- GALLEY: CONVENTIONAL OVEN UNDER SURFACE MOUNT STOVETOP
- GALLEY: CUSTOM AMTICO FLOORING IN GALLEY AROW #7890 PIER OAK, STRAIGHT PLANK, 3: X 36" , W/ AROW #MP38 SILVER STRIPPING INSERT, 1/4" X 36"
- GALLEY: GALLEY OVERHANG
- GALLEY: FAUCET TO BE SATIN NICKEL
- GALLEY: DIMMER ON OVERHEAD LED LIGHTS
- GALLEY CUSTOM: BACKSPLASH TO BE TILE
- GALLEY CUSTOM: S&I (2) 24" FREEZER UNITS IN GALLEY
- GALLEY CUSTOM: BOTH REFRIGERATOR UNITS TO BE 27" CUSTOM UNIT #M02744
- GALLEY CUSTOM: DRAWERS FORWARD OF REFRIGERATORS TO BE (2) DRAWERS AT TOP WITH (1) LARGE DRAWER BELOW
- GALLEY CUSTOM: CLEAR ICEMAKER TO BE U-LINE MODEL WITH DRAIN PUMP ULINE MODEL U-CLR12158-40B
- GALLEY CUSTOM: S&I SINGLE REMOVABLE SHELF CENTERED INSIDE AFT CABINET IN GALLEY ISLAND
- GALLEY CUSTOM: INSTALL UPPER GALLEY CABINET SEA RAILS TO EDGE OF CABINETS TO MAXIMIZE STORAGE FOR PLATES
- GALLEY CUSTOM: TILE BACKSPLASH TO EXTEND ALL OF THE WAY INBOARD AND TO BE AT SMALL RETURN OUTBOARD
- GALLEY CUSTOM: COUNTERTOP TO BE PENTAL QUARTZ #BQ 8780P ARGENTO POLISHED WIHT 1/4" BEVEL
- GALLEY CUSTOM: UPPER GALLEY-BAR TOP: CAMBRIA EDINBOROUGH WITH 1/4" BEVEL EDGE
- GALLEY CUSTOM: REFRRING TO BACKSPLASH: AVALON TILE GLAZZIO ORBIT SERIES METALLIC WEATHER #OS-1007
- GALLEY CUSTOM: ISLAND BACKSPLASH TO BE WOOD
- SALON: WOOD ON AFT SIDE OF GALLEY ISLAND
- DINETTE: DINETTE TABLE TO BE WOOD WITH WOOD PEDESTAL
- SALON: WOOD IPO MIRROR ON AFT SIDE OF GALLEY ISLAND
- SALON: WOOD CROWN MOLDING IN SALON, GALLEY, AND DINETTE
- SALON: CLEAR ICEMAKER
- SALON: SALON DOOR DAMPER - ""FIRST MATE""
- SALON: CUSTOM AMTICO FLOORING AT SALON ENTRANCEWAY INCLUDING DINETTE PLATFORM AROW #7890 PIER OAK, STRAIGHT PLANK, 3: X 36" , W/AROW #MP38 SILVER STRIPPING INSERT, 1/4" X 36"
- DINETTE: INSTALL AC RECEPTACLE UNDER DINETTE TABLE
- SALON: DIMMERS ON OVERHEAD LED LIGHTS
- SALON: WIRE BOXES TO BE WOOD
- SALON: WOOD STRIPS IN SALON HEADLINER3 " WIDE
- COMPANIONWAY CUSTOM: S&I WALNUT DOORS FOR STORAGE CABINETS IN COMPANIONWAY IPO HEADLINER
- COMPANIONWAY CUSTOM: S&I BOTTLE STORAGE IN COMPANIONWAY CREDENZA
- COMPANIONWAY CUSTOM: PROVIDE REMOVABLE WOOD DETAIL TO COVER SCREWS IN SOFFIT AT COMPANIONWAY CREDENZA
- COMPANIONWAY CUSTOM: LIGHTS ABOVE CREDENZA TO BE ON DIMMERS
- COMPANIONWAY CUSTOM: WASHER/DRYER DOOR TO HAVE LOUVERS AT BOTTOM PANEL CUSTOM RH 76 X 24 W/LOUVERS
- SALON-DAY HEAD: CUSTOM AMTICO FLOORING AROW #7890 PIER OAK, STRAIGHT PLANK, 3: X 36" , W/ AROW

#MP38 SILVER STRIPPING INSERT, 1/4" X 36"

- SALON DAY HEAD: TOWEL BARS & RINGS BRUSHED NICKEL
- DAY HEAD: FAUCET TO BE SATIN NICKEL
- SALON CUSTOM: WALNUT STRIPS IN HEADLINER TO BE 3" WIDE
- SALON CUSTOM: S&I WOOD BLIND VALANCES TO BE 3.5" HIGH IN PLACE OF FABRIC VALANCES
- SALON CUSTOM: CURTAIN BOARDS TO BE WOOD IN PLACE OF FABRIC AND TO BE AS NARROW AS POSSIBLE TO ALLOW FOR BLINDS
- SALON CUSTOM: AIR CONDITIONING RETURN VENT IN HEADLINER TO BE WOOD
- SALON CUSTOM: DO NOT INSTALL SPEAKERS IN HEADLINER. LOCATE SPEAKERS IN AIR CONDITIONING SOFFITS
- SALON CUSTOM: PROVIDE REMOVABLE WOOD COVER TO FINISH AREA ABOVE SALON DOOR AND ALL ACROSS AFT BULKHEAD
- SALON CUSTOM: PROVIDE REMOVABLE WOOD DETAIL TO COVER SCREWS IN SOFFITS ABOVE WINDOWS
- SALON CUSTOM: PROVIDE REMOVABLE WOOD COVER FOR SCREWS IN AFT WIRE BOX
- SALON CUSTOM: DAY HEAD BLIND GUIDE BRACKETS TO BE WALNUT
- SALON CUSTOM: DELETE ELECTRIC DOOR SYSTEM FOR CREDIT
- SALON CUSTOM: INSTALL CUSTOMER SUPPLIED DINETTE TABLE TOP AND SALON COCKTAIL TABLE TOP
- SALON CUSTOM: DOUBLE UP CARPET PADDING IN SALON ONLY
- SALON CUSTOM: S&I (4) 110 V OUTLETS AND (2) USB CHARGING PORTS ABOVE END TABLE FORWARD OF SOFA
- SALON CUSTOM: S&I ADDITIONAL TV ABOVE DINETTE. REQUIRES HDMI SPLITTER & ADDL CABLES 40" TV
- SALON CUSTOM: FORWARD ENTERTAINMENT CENTER CABINET TO BE BANK OF (4) DRAWERS
- SALON CUSTOM: RELOCATE SALON AIR CONDITIONING THERMOSTAT TO STANDARD CO DETECTOR LOCATION. CO DETECTOR LOCATION TO BE DETERMINED
- SALON CUSTOM: BOTTLE STORAGE CUTOUTS TO BE 4.75" DIAMETER. DELETE ACRYLIC GLASS STORAGE ABOVE AND INSTALL BOTTLE STORAGE FOR 750 ML BOTTLES
- SALON CUSTOM: S&I (2) DRAWERS BELOW DINETTE IN PLACE OF STANDARD SINGLE LARGE DRAWER
- SALON CUSTOM: DELETE INSERT AT CABINET NEXT TO PANTRY DOOR. KEEP DOOR TO OPEN INTO BROW STORAGE
- SALON CUSTOM: S&I MAPLE SHELVING IN BROW STORAGE AREA
- SALON CUSTOM: PANTRY: RELOCATE ALL EQUIPMENT/CONTROL PANELS JUST INSIDE PANTRY DOOR FOR ROD STORAGE. REPLACE SMALL VENT AT TOP WITH SLOTS
- SALON CUSTOM: PANTRY: INCREASE HEIGHT IN PANTRY ALONG AFT BULKHEAD BY 3"
- COMPANIONWAY CUSTOM: ROD LOCKER DOOR TO HAVE GLASS TOP PANEL IN PLACE OF WOOD CUSTOM RH 76 X 24 W/GLASS
- COMPANIONWAY CUSTOM: ROD LOCKER TO HAVE WALNUT INSIDE AND TO HAVE TRI COLOR, RED, WHITE, BLUE LIGHTS AT TOP
- COMPANIONWAY CUSTOM: MASTER STATEROOM ENTRY DOOR TO BE 24" AND OPEN INTO FORWARD WALL
- SALON CUSTOM: END TABLE TO HAVE (3) DRAWERS
- SALON CUSTOM: SALON/DINETTE TV'S TO HAVE BLACK BEZEL IPO CHROME
- SALON CUSTOM: SALON ENTERTAINMENT CENTER TOP TO BE CAMBRIA WITH STANDARD WOOD MOLDING
- SALON CUSTOM: END TABLE TOP TO BE CAMBRIA WITH STANDARD WOOD MOLDING
- SALON CUSTOM: S&I REMOVABLE DIVIDER IN (2) DRAWERS BELOW DINETTE
- COMPANIONWAY CUSTOM: S&I WOOD TOE KICK AT SIDE OF COMPANIONWAY STEPS
- COMPANIONWAY CUSTOM: S&I WOOD MOLDING OVER CARPET AT TOP OF COMPANIONWAY STEPS
- COMPANIONWAY CUSTOM: HORIZONTAL WOOD STRIPPING, 1"
- SALON DAY-HEAD CUSTOM: VANITY TOP TO BE PENTAL QUARTZ #BQ8780P ARGENTO POLISHED WITH 1/4" BEVEL
- SALON CUSTOM: ENTERTAINMENT CONSOLE: CAMBRIA EDINBOROUGH WITH FLUSH TOP AND EDGE IN WOOD
- SALON CUSTOM: PORT SALON END TABLE: CAMBRIA EDINBOROUGH WITH FLUSH TOP AND EDGE IN WOOD
- SALON CUSTOM: BLINDS, POSEIDON CLASSIC IVORY LIGHT FILTERED #9213, 2.5"
- COMPANIONWAY CUSTOM: COMPANION WALLS: TOP AND BOTTOM SECTIONS: PEARL FINESSE LEGEND WHITE;

CENTER SECTION: #JILFV-A50 FINESSE LEGEND MERCURY

- COMPANIONWAY CUSTOM: S&I AMTICO FLOORING INSIDE ROD LOCKER
- COMPANIONWAY CUSTOM: S&I (3) SHELVES IN COMPANIONWAY CLOSET FORWARD OF CREDENZA
- MSR: END TABLE TOPS TO BE WOOD
- MSR: MATTRESS VIKING SLUMBER #8
- MSR: DIMMER ON OVERHEAD LED LIGHTS
- MSH: WOOD FACE ON LOWER VANITY
- MSR HEAD: ONE PIECE CUSTOM FRAMELESS GLASS SHOWER DOOR
- MSR HEAD: CUSTOM AMTICO FLOORING FIELD: AROW #7890 PIER OAK, HERRINGBONE, 3" X 9"
- MSH: SHOWER FIXTURES TO BE SATIN NICKEL
- MSH: TOWEL BARS & RINGS TO BE BRUSHED NICKEL
- MSH: FAUCET TO BE SATIN NICKEL
- MSR HEAD CUSTOM: EXHAUST FAN VENT TO BE INSTALLED IN SHOWER
- MSR HEAD CUSTOM: VANITY TOP TO BE PENTAL QUARTZ #BQ8780P ARGENTO POLISHED WITH 1/4" BEVEL
- MSR CUSTOM: S&I CARPET AT FLOOR UNDER BED-KM
- MSR CUSTOM: S&I (2) REMOVABLE SHELVES IN HANGING LOCKER
- MSR CUSTOM: DELETE PORT END TABLE AND OUTBOARD DRAWERS FOR CUSTOM STORAGE CABINETRY WITH HAMPER AT BOTTOM CUSTOM UNIT #M02739
- MSR CUSTOM: STARBOARD END TABLE TO HAVE (2) DRAWERS-(3) DRAWERS
- MSR CUSTOM: RELOCATE DRAWERS UNDER BED TO FOOT OF BED
- MSR CUSTOM: USE WALNUT FOR TRAY CEILING IN PLACE OF UPHOLSTERED WOOD
- MSR CUSTOM: DELETE TV, STEREO AND SPEAKERS. PROVIDE CREDIT FOR STEREO AND SPEAKERS
- MSR CUSTOM: INSTALL CUSTOMER SUPPLIED SAFE IN AFT OUTBOARD CABINET WITH SHELVES ABOVE
- MSR CUSTOM: INSTALL CUBBY AT OUTBOARD SIDE OF BED WITH (2) USB CHARGING PORTS AND 110 V OUTLETS
- MSR CUSTOM: S&I FULL HEIGHT MIRROR WITH WOOD FRAME NEXT TO DOOR
- MSR CUSTOM: CUT DOWN ATHWARTSHIP DIVIDER UNDER BED OR MAKE REMOVABLE TO BETTER ACCESS STORAGE AFT
- MSR CUSTOM: S&I PORT END TABLE WITH PULL OUT HAMPER AND NEW STARBOARD SIDE END TABLE WITH (3) DRAWERS
- MSR CUSTOM: S&I MAGNETIC CATCH TO HOLD HEAD DOOR OPEN
- MSR CUSTOM: S&I RAISED MOLDING AT BOTTOM SHELF IN LOCKER
- MSR CUSTOM: BOX OUT RITE AIR SYSTEM DUCT WORK UNDER MASTER BED AND IN CREW STATEROOM HANGING LOCKER
- FSR: DIMMER ON OVERHEAD LED LIGHTS
- FSH: CHROME SHOWER DOOR
- FSR HEAD: CUSTOM AMTICO FLOORING AROW #7890 PIER OAK, STRAIGHT PLANK, STRAIGHT PLANK, 3" X 36"
- FSH: SHOWER FIXTURES TO BE SATIN NICKEL
- FSH: TOWEL BARS AND RINGS TO BE BRUSHED NICKEL
- FSH: FAUCET TO BE SATIN NICKEL
- FSR HEAD: WOOD FACE ON LOWER VANITY
- FWD HEAD CUSTOM: EXHAUST FAN VENT TO BE INSTALLED IN SHOWER
- FWD HEAD CUSTOM: VANITY TOP TO BE PENTAL QUARTZ #BQ8780P ARGENTO POLISHED WITH 1/4" BEVEL
- FSR CUSTOM: FORWARD BULKHEAD TO BE WOOD
- FSR CUSTOM: AIR CONDITIONING RETURN VENT TO BE WOOD
- FSR CUSTOM: S&I HEADLINER PANELS AT UNDERSIDE OF UPPER BUNKS
- FSR CUSTOM: CUSTOM LAYOUT WITH (4) BUNKS
- FSR CUSTOM: LOCKER TO HAVE HANGING SPACE AT TOP, (2) DRAWERS AT BOTTOM AND CUBBY IN BETWEEN WITH (4) USB CHARGING PORTS
- FSR CUSTOM: READING LIGHTS ABOVE BUNKS TO BE ON SAME SWITCH AS OVERHEAD LIGHTS
- FSR CUSTOM: INSTALL CARPET UNDER STARBOARD LOWER BUNK

- FSR CUSTOM: MATTRESSES TO BE 4" POLY FOAM
- FSR CUSTOM: INSTALL CARPET UNDER PORT LOWER BUNK ALSO
- SSR: DIMMER ON OVERHEAD LED LIGHTS
- STBD STRM CUSTOM: DELETE END TABLE AND INSTALL DRAWER BELOW LOWER BUNK WITH DIVIDER IN CENTER
- STBD STRM CUSTOM: S&I CUBBY RECESSED IN AFT WALL ABOVE UPPER BUNK WITH (4) USB CHARGING PORTS AND (2) 110V OUTLETS
- STBD STRM CUSTOM: MATTRESSES TO BE 4" POLY FOAM
- STBD STRM CUSTOM: S&I HEADLINER PANEL AT UNDERSIDE OF UPPER BUNK
- CREW SR: DIMMER ON OVERHEAD LED LIGHTS
- CREW STRM: MATTRESS VIKING SLUMBER #8
- CREW SR: DRAWER STORAGE TOP TO BE WOOD
- CREW HEAD: WOOD FACE ON LOWER VANITY
- CREW HEAD: CUSTOM AMTICO FLOORING AROW #7890 PIER OAK, STRAIGHT PLANK, 3: X 36" , W/AROW #MP38 SILVER STRIPPING INSERT, 1/4" X 36"
- CREW HEAD: S&I CHROME SHOWER DOOR
- CREW HEAD: SHOWER FIXTURES TO BE SATIN NICKEL
- CREW HEAD: TOWEL BARS & RINGS BRUSHED NICKEL
- CREW HEAD: FAUCET TO BE SATIN NICKEL
- CREW HEAD CUSTOM: EXHAUST FAN VENT TO BE INSTALLED IN SHOWER
- CREW HEAD CUSTOM: VANITY BACKSPLASH TO BE 1 1/2" HIGH
- CREW HEAD CUSTOM: VANITY TOP TO BE CAMBRIA EDINBOROUGH WITH 1/4" BEVEL EDGE
- CREW SR CUSTOM: DELETE UPPER BUNK. RAISE LOWER BUNK, DELETE OUTBOARD CABINET AND EXTEND BUNK OUTBOARD AS FAR AS POSSIBLE
- CREW SR CUSTOM: DOORS FOR OUTBOARD STORAGE TO BE WOOD IPO MIRROR
- CREW SR CUSTOM: AIR CONDITIONING DISCHARGE VENT IN UPPER SOFFIT TO BE WOOD
- CREW SR CUSTOM: S&I HEADLINER PANEL AT BOTTOM OF OUTBOARD CABINETS
- CREW SR CUSTOM: S&I 32" TV WITH WOOD FRAME ON AFT WALL
- CREW SR CUSTOM: DELETE STEREO FOR CREDIT. INSTALL STANDARD SPEAKERS
- CREW SR CUSTOM: INSTALL END TABLE NEXT TO BED WITH FULL HEIGHT LOCKER NEXT TO IT WITH HANGING SPACE AT TOP AND (3) DRAWERS BELOW
- CREW SR CUSTOM: S&I (4) USB CHARGING PORTS AND (2) 110 V OUTLETS ABOVE END TABLE NEXT TO BED
- CREW SR CUSTOM: INSTALL STORAGE IN STEP AT DOOR TO ENGINE ROOM
- CREW SR CUSTOM: INSTALL CARPET UNDER BUNK-KM
- CREW SR CUSTOM: READING LIGHT ABOVE BUNK TO BE ON SAME SWITCH AS OVERHEAD LIGHTS
- PSR: DIMMER ON OVERHEAD LED LIGHTS
- PORT SR CUSTOM: AIR CONDITIONING DISCHARGE VENT IN SOFFIT TO BE WOOD
- PORT SR CUSTOM: RAISE UPPER BUNK BY 5"-KM
- PORT SR CUSTOM: S&I (2) DRAWERS UNDER LOWER BUNK
- PORT SR CUSTOM: HANGING LOCKER TO BE FULL HEIGHT WITH HANGING SPACE AT TOP, (3) DRAWERS AT BOTTOM AND CUBBY IN BETWEEN WITH (4) USB CHARGING PORTS AND (2) 110 V OUTLETS
- PORT HEAD: CUSTOM AMTICO FLOORING AROW #7890 PIER OAK, STRAIGHT PLANK, 3: X 36" , W/AROW #MP38 SILVER STRIPPING INSERT, 1/4" X 36"
- PORT HEAD: S&I CHROME SHOWER DOOR
- PORT HEAD: S&I SATIN NICKEL SHOWER FIXTURES
- PSH: BRUSHED NICKEL TOWEL BARS & RINGS
- PORT HEAD: FAUCET TO BE SATIN NICKEL
- PORT HEAD: WOOD FACE ON LOWER VANITY
- PORT HEAD: VANITY TOP TO BE GRANITE
- PORT HEAD CUSTOM: VANITY TOP TO BE PENTAL QUARTZ #BQ878OP ARGENTO POLISHED WITH 1/4" BEVEL
- PORT SR: CUSTOM: MATTRESSES TO BE 5" ULTRA POLY FOAM

- PORT SR: CUSTOM: S&I HEADLINER PANEL AT UNDERSIDE OF UPPER BUNK
- DECOR: UPGRADE DOOR HARDWARE TO RECESSED HINGES
- DECOR: SALON DOOR TYPE CATCHES ON STATEROOM DOORS
- DECOR: SOFA, UPGRADED STYLE-DEWBERRY, A. RUDIN STYLE BASE AND ARMS: (UL) #601-3418 TOTTORI-ORIGAMI WHITE; CUSHIONS ONLY: (UL) #544-5752 BRISA FRESCO-FLINT; (2) ARMS, NO STORAGE. LOOSE BACK, TIGHT SEAT; CUSHIONS WITH WINDOWPANE AND (3) WELTS ON FRONT OF BASE; (UL) #544-5752 BRISA FRESCO-FLINT
- DECOR: CUSTOM WALLPAPER MATERIAL
- DECOR: CUSTOM WALLPAPER INSTALLATION
- DECOR: CUSTOM HEADLINER MATERIAL THROUGHOUT BOAT PEARL FINESSE LEGEND WHITE [INCLUDING HULL SEALERS]
- DECOR: BRUSHED NICKEL HARDWARE THROUGHOUT
- DECOR: BRUSHED NICKEL COVERPLATES FOR SWITCHES & RECEPTACLES THROUGHOUT
- DECOR: SATIN NICKEL INTERIOR LIGHT TRIM THROUGHOUT
- DECOR: CARPET THROUGHOUT *DOUBLE PADDING IN SALON ONLY
- SALON: MASLAND LYNX #888 BOBTAIL; STEPS DOWN THROUGH STATEROOMS: MASLAND LYNX #820 ROCKIES
- DECOR ITEM: COSTA, COCKPIT SUNSHADE, COCKPIT FLY COVER AND HELM COVER TO BE IN STAMOID LIGHT GREY
- DECOR ITEM: CREW, FWD AND MSR HEAD: SINKS TO BE WHITE
- DECOR ITEM: PORT SR SINK: TO BE SMALL ROUND STAINLESS
- DECOR ITEM: HELM AND COMPANION CHAIRS: TOP OF BACK AND KNEE BOLSTER: (DOUGLAS) CARBON FIBER #CAR-1101 SILVER; INSIDE CENTER OF BACK AND SEAT: (DOUGLAS) CARBON FIBER #CAR-1102 PEARL WHITE W/WELT IN (CLASSIC)#SCL-005 BLACK VINYL
- DECOR ITEM: BRIDGE CUSHIONS: TOP OF BACK AND KNEE BOLSTER: (DOUGLAS) CARBON FIBER #CAR-1101 SILVER; BACK AND SEAT: (DOUGLAS) CARBON FIBER #CAR-1102 PEARL WHITE W/WELT IN (CLASSIC) #SCL-005 BLACK VINYL
- DECOR ITEM: MEZZANINE CUSHIONS: TOP OF BACK AND KNEE BOLSTER: (DOUGLAS) CARBON FIBER #CAR-1101 SILVER; BACK AND SEAT: (DOUGLAS) CARBON FIBER #CAR-1102 PEARL WHITE; DEEPER LUMBAR AND SEAT W/WELT IN (CLASSIC) #SCL-005 BLACK VINYL; DRINK BOLSTER-(DOUGLAS) CARBON FIBER #CAR-1101 SILVER W/WELT (CLASSIC) #SCL-005 BLACK VINYL
- DECOR ITEM: A LA CARTE DECOR ACCESSORY KIT
- DECOR ITEM: STANDARD LINEN SELECTION, IVORY
- DECOR ITEM: BARSTOOLS, WITH BACK (3) *CUSTOM* (UL) #544-5752 BRISA FRESCO-FLINT, SMALL BENTLEY STITCHING ON SEAT; W/WELT (UL) #601-3418 TOTTORI-ORIGAMI WHITE
- DECOR ITEM: REPLACEMENT WALLPAPER FOR FORWARD AND PORT STATEROOM
- DECOR CUSTOM: USE SQUARE OVERHEAD LIGHTS THROUGHOUT. LIGHTS IN SALON, GALLEY AND DINETTE TO BE LARGE SQUARE LIGHTS
- DECOR CUSTOM: USE SQUARE PUSH BUTTON CATCHES FOR CABINETRY THROUGHOUT
- DECOR CUSTOM: DO NOT INSTALL TOWEL BARS OR RINGS IN HEADS. CUSTOMER TO LOCATE AT DELIVERY
- DECOR CUSTOM: USE BRUSHED OR STAINLESS STEEL METAL PIECE ON INSIDE EDGE OF SHOWER DOOR FRAMES THROUGHOUT BOAT. DO NOT USE STANDARD PAINTED BROWN PARTS
- DECOR CUSTOM: ELECTRICAL: S&I BLACK VIMAR TRIM RINGS FOR 110V OUTLET AND USB CHARGING PORTS THROUGHOUT BOAT. COVERS FOR OUTLETS ONLY NOT SWITCHES
- DELIVERY: SHIP ABOARD PROP SMITH

Exclusions

Owners personal items, clothing, and select wall art. Wall art to be replaced with comparable prints for existing frames or different print and frame depending on the sellers preference. All fishing poles and tackle are excluded. Owner is willing to sell Rods and reels separately if buyers desire to keep them. 5 gallon jugs of oil stored in engine room are not included in the sale.



2020 Viking 72 Convertible - AEI



2020 Viking 72 Convertible - AEI - Salon



2020 Viking 72 Convertible - AEI - Master Stateroom



2020 Viking 72 Convertible - AEI - Flybridge



2020 Viking 72 Convertible - AEI - Salon



2020 Viking 72 Convertible - AEI - Salon



2020 Viking 72 Convertible - AEI - Galley



2020 Viking 72 Convertible - AEI - Salon



2020 Viking 72 Convertible - AEI - Salon



2020 Viking 72 Convertible - AEI - Galley



2020 Viking 72 Convertible - AEI - Galley



2020 Viking 72 Convertible - AEI - Dinette



2020 Viking 72 Convertible - AEI - Dinette



2020 Viking 72 Convertible - AEI - Dinette



2020 Viking 72 Convertible - AEI - Master Stateroom



2020 Viking 72 Convertible - AEI - Master Stateroom



2020 Viking 72 Convertible - AEI - Guest Stateroom



2020 Viking 72 Convertible - AEI - Guest Stateroom



2020 Viking 72 Convertible - AEI - Guest Stateroom



2020 Viking 72 Convertible - AEI - Guest Stateroom



2020 Viking 72 Convertible - AEI - Guest Stateroom



2020 Viking 72 Convertible - AEI - Guest Stateroom



2020 Viking 72 Convertible - AEI - Guest Stateroom



2020 Viking 72 Convertible - AEI - Head



2020 Viking 72 Convertible - AEI - Head



2020 Viking 72 Convertible - AEI - Head



2020 Viking 72 Convertible - AEI - Head



2020 Viking 72 Convertible - AEI - Head



2020 Viking 72 Convertible - AEI - Washer / Dryer



2020 Viking 72 Convertible - AEI - Companionway



2020 Viking 72 Convertible - AEI - Companionway



2020 Viking 72 Convertible - AEI - Rod Storage



2020 Viking 72 Convertible - AEI - Rod Storage



2020 Viking 72 Convertible - AEI - Flybridge Helm



2020 Viking 72 Convertible - AEI - Flybridge



2020 Viking 72 Convertible - AEI - Flybridge



2020 Viking 72 Convertible - AEI - Flybridge



2020 Viking 72 Convertible - AEI - Flybridge



2020 Viking 72 Convertible - AEI - Flybridge



2020 Viking 72 Convertible - AEI - Flybridge



2020 Viking 72 Convertible - AEI - Flybridge



2020 Viking 72 Convertible - AEI - Cockpit




2020 Viking 72 Convertible - AEI - Cockpit



2020 Viking 72 Convertible - AEI - Cockpit



2020 Viking 72 Convertible - AEI - Cockpit




2020 Viking 72 Convertible - AEI - Sea Keeper



2020 Viking 72 Convertible - AEI - Cockpit



2020 Viking 72 Convertible - AEI - Bow



2020 Viking 72 Convertible - AEI - Bow




2020 Viking 72 Convertible - AEI - Bow



2020 Viking 72 Convertible - AEI - Bow



2020 Viking 72 Convertible - AEI - Engine Room



2020 Viking 72 Convertible - AEI - Engine Room



2020 Viking 72 Convertible - AEI - Cockpit



2020 Viking 72 Convertible - AEI - Cockpit



2020 Viking 72 Convertible - AEI



2020 Viking 72 Convertible - AEI



2020 Viking 72 Convertible - AEI



2020 Viking 72 Convertible - AEI



2020 Viking 72 Convertible - AEI



2020 Viking 72 Convertible - AEI



2020 Viking 72 Convertible - AEI



2020 Viking 72 Convertible - AEI - Profile



2020 Viking 72 Convertible - AEI



2020 Viking 72 Convertible - AEI