



35' (10.00m) 2024 Cape Power Cats 3500
Portsmouth Rhode Island United States



OVERVIEW

| | | | |
|---------------|-----------------|----------------|-------------------|
| Manufacturer: | Cape Power Cats | | |
| Engines: | 2 Mercury | Hull Material: | Fiberglass |
| Engine Model: | Verado | Cruise Speed: | 28 Knots |
| Engine HP: | 300 | Max Speed: | 38 Knots |
| Beam: | | Cabins/Heads: | 1 / 1 |
| Max Draft: | 12' 6" | Fuel Type: | Gas/Petrol |
| Water: | 50 G (L) | Fuel: | 300 G (1135.62 L) |

Call for Price



Data Sheet

Category: Catamaran
Subcategory: Cuddy Cabin
Condition: New
Model Year: 2024
Max Draft: 12' 6" (3.81m)
LOA: 35' (10.00m)
Cabins: 1
Single Berths: 1
Heads: 1

Maximum Speed: 38 Knots
Cruise Speed: 28 Knots
Fuel Type: Gas/Petrol
Hull Material: Fiberglass
Hull Shape: Catamaran
Hull Finish: Gelcoat
Concept Boat: Yes

Fuel Tank: 300 gal (1135.62 liters)
Fresh Water: 50 gal Holding Tank: 30 gal
Builder: Cape Power Cats
Designer: Chris White
HIN/IMO: MCY00002I822

Engines/Generators

Engine 1

Mercury
Verado
Outboard
300HP
223.71KW
Fuel: Gas/Petrol
Year: 2019
Location: Port

Engine 2

Mercury
Verado
Outboard
300HP
223.71KW
Year: 2019
Location: Starboard

Summary/Description

For Sale

A proven hull design for efficiency and an open layout combine for sea kindly ride for whatever Mother Nature dishes out.

There is plenty of room for entertaining friends, carrying additional water toys, or just sitting back and enjoying a meal fresh off the grill. The many available options will allow you to customize your boat to suit your lifestyle.

NOTE: All Cape Power Cats are semi-custom and built to order.

Overview

The design concept is simple, take a well proven hull, that is stable, fast, fuel efficient and delivers a very sea kindly ride and give it a new "open" deck to make it one of the most versatile boats available on the market.

The Cape Powercat 3500, ticks all the boxes and then some. You will have specific option choices that will allow you to set up your new 3500 as a "family fun Vessel" or maybe you want to set her up to allow for more fishing, the choice is yours.

Forward Seating with Settee

Forward U-shaped seating provides a very comfortable spot for dinner, harbor cruising, entertaining and simply lounging aboard. The table will drop and fill with cushions to make a sun bed. Get rid of the cushions and the table locks in place and can become a casting platform for the fisherman.

An optional canvas package will turn this space into a nice sleeping space if you want to do some extended cruising.

Forward Interior Cabins

The design allows for two separate interior cabin spaces. The access is forward of the console on either side. To port You will have space for a cabin with a double berth. If the owner chooses not to have a berth, this cabin can be set up for storage. The Starboard cabin will contain a head with stall shower.

Console

The console is large enough to have three independent Helm seats or you could have one big bench. There will be plenty of room for all the latest Electronic offerings.

Right behind the console helm seating, we have designed in some flexibility. There will be many available options: slide out aft facing seating, cooler/refrigeration space, tackle center, wet bar, live well..... obviously you can't have all the options, but our offerings will allow you to set up the boat for your style of boating.

Cockpit

The cockpit is wide open with entry gates on both port and starboard sides. The options available in the space all the way aft will be: Built in grill, wet bar, refrigeration/cooler, additional seating, tackle center, live well and space for a gen-set. You will also have your choice in colors for the decking.

The cockpit sole will be at the same level all the way forward to the u-shaped settee, so boarding from the dock or climbing out of the water on to the large centerline platform is very easy.

Mechanical


The design is for twin outboards. We are offering twin Mercury Verado 250 hp as the standard with the option of twin Mercury Verado 300 hp or 350 hp.



Profile



Deck Layout



Helm



Helm looking forward



Stb Qtr



Boarding Access




Swim Platform E



Retractable Cockpit Seating Stowed



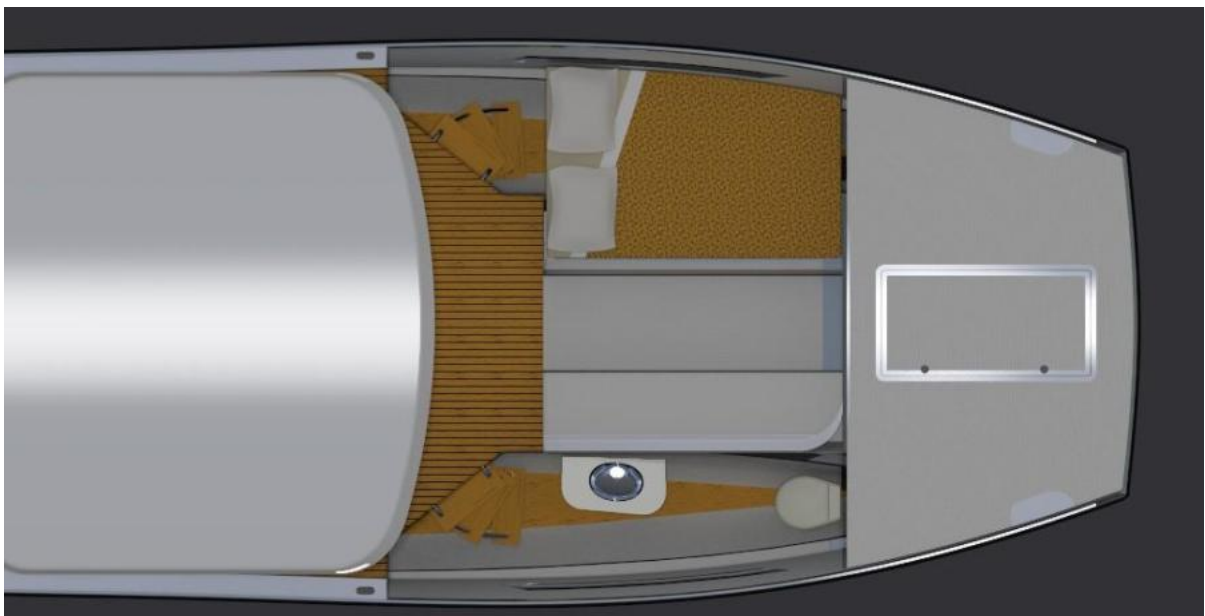
Cockpit Seating




Forward Seating



Hardtop



Interior Layout



Cabin with berth



Head



Optional retractable awnings



Side View



Stb Bow



Tunnel Clearance