



A Fun & Playful Cruising Sailboat



44' (13.41m) 2024 Excess EXCESS 14
Houston Texas United States

OVERVIEW

Manufacturer:	Excess	Hull Material:	Fiberglass
Engines:	2 Yanmar	Cruise Speed:	
Engine Model:		Max Speed:	
Engine HP:	45	Cabins/Heads:	/
Beam:	25' 9"	Fuel Type:	Diesel
Max Draft:	4' 10"	Fuel:	106 G (401.25 L)
Water:	158 G (598.09 L)		

Call for Price



Data Sheet

Category: Catamaran	Fuel Type: Diesel	Displacement: 40352 lbs
Subcategory: Multi-Hulls	Hull Material: Fiberglass	Fuel Tank: 106 gal (401.25 liters)
Condition: New	Hull Shape: Catamaran	Fresh Water: 158 gal (598.09 liters)
Model Year: 2024	Air Conditioning: Yes	Holding Tank: 42 gal (158.99 liters)
Beam: 25'9" (7.85m)	Bridge Clearance: 64' 11	Builder: Groupe Beneteau
Max Draft: 4' 10" (1.47m)		Designer: VPLP Design
LOA: 45' 9" (13.94m)		Interior Designer: Nauta Design
LWL: 43' 9" (13.34m)		Stock #: Available for Order
(0.00m)		

Engines/Generators

Engine 1

Yanmar
Inboard
45HP
Fuel: Diesel

Engine 2

Yanmar
Inboard
45HP
Fuel: Diesel

Summary/Description

The Excess 14 is designed for the perfect balance of sailing sensations and comfort aboard. Inspired by racing for cruising pleasure, this sleek catamaran features lightweight, asymmetrical hulls and a new sailplan maximizing sail area. Everything is there to wake up your senses as a sailor!

WELCOME ON BOARD!

This catamaran is the outcome of innovative architecture, and unbiased research work seeking 'out of the box' solutions. The Excess 14 is designed around a layout never seen before on the market, both in the owner's version and in the charter version. More sensations yet everything you'd expect from a cruising boat: this is the challenge taken up by the Excess 14!

THE EMBODIMENT OF EXCESS DNA

Instantly recognizable design:

Take a low boom, reduced windage thanks to lower freeboard, taut lines, and redesigned hull windows, and you get a catamaran with a distinctive look! Add an aft-set coachroof, a forward stepped mast, a composite bowsprit (as standard) as well as inverted and inclined bows for more fun! Finish off with an exposed forefoot and you have a dynamic catamaran that's ready for adventure.

For more sensations at the helm, you know our preference: helm stations right at the stern in direct contact with the rudders and a good view of the sails, as inspired by monohulls.

What you may not know is that visibility is optimal onboard the Excess 14, through untinted windows - this is an Excess exclusive on the market!

This model features an optimized fins design, and the rudder blades have been extended! A direct steering system has been chosen, with textile lines, for a better helm feel (because yes, it is important!)

INNOVATIVE ARCHITECTURE

Fundamental, unbiased research!

Thanks to our collaboration with VPLP design, the lines of the Excess 14 have benefited from an understanding of ocean racing. Enriched by their Expertise and cutting-edge software, this model is designed with a forward-set rig, a square-top mainsail, and a large overlapping genoa (as standard) to optimize the sail area to displacement ratio.

As it was impossible to leave it at that, bridge deck clearance was increased for better passage through the water, and the hulls were designed asymmetrically to reduce interference drag.

Continuing in this innovative approach, there is also:

- A lower center of gravity
- An optimized structure (foam sandwich, carbon reinforcements, etc.)
- A new longitudinal volume distribution At Excess, we don't do things by halves!

MORE SENSATIONS AND EVERYTHING YOU'D EXPECT OF A CRUISING BOAT

The Excess 14 is a cruising catamaran that also offers the comfort and modularity of its living spaces.

The goal was to maintain volume and good headroom, all this in a warm and as bright as ever interior design.

In the hulls, you'll find wide, very comfortable beds, and bathrooms featuring a separate shower. For setting off on your adventure, large and subdivided storage spaces have been created!

And because there's no compromise between sailing and living spaces, the retractable chart table is really ingenious!

A LAYOUT UNSEEN ON THE MARKET

Designed around a layout unseen on the market, both in the owner's version and in the charter version.

The Excess 14 is available in several layout versions.

In the innovative 3-cabin version, the main characteristics are :

- A central bathroom
- A large private dressing area
- An option of extra bunks

In the 4-cabin version, you'll find :

- A layout including 4 cabins, 4 heads & 4 separate showers!

- An optional skipper cabin in each hull
- A sky lounge option: lounging space on the coachroof with no compromise to the look or sensations.

The walk-in dressing room allows you to store both sailing gear and casual clothes.

With additional twin berths, the whole family can enjoy the suite.

EXCESS Models: [EXCESS 11](#) - [EXCESS 12](#) - [EXCESS 14](#) - [EXCESS 15](#)

Disclaimer

The company offers the details of this vessel in good faith but cannot guarantee or warrant the accuracy of this information nor warrant the condition of the vessel. A buyer should instruct his agents, or his surveyors, to investigate such details as the buyer desires validated. This vessel is offered subject to prior sale, price change or withdrawal without notice.



Excess 14 Simplicity



Excess 14 NOMINATED FOR EUROPEAN YACHT OF THE YEAR (EYOTY) 2023



Excess 14 Fun



Excess 14 Innovative



Excess 14 Profile



Excess 14 tb profile



Excess 14 Sailing



Excess 14 Under Sail



Excess 14 At Mooring



Excess 14 Cockpit



Excess 14 Salon



Excess 14 Galley



Excess 14 The fresh atmosphere of the salon opens directly to the cockpit via sliding glass doors. Consistent with the other Excess models, this catamaran is customizable with carefully designed options for different interior ambiances including color schemes and



Excess 14 Master Cabin



Excess 14 Walk In closet



Excess 14 or spare cabin




Excess 14 Navagation



Excess 14 Together



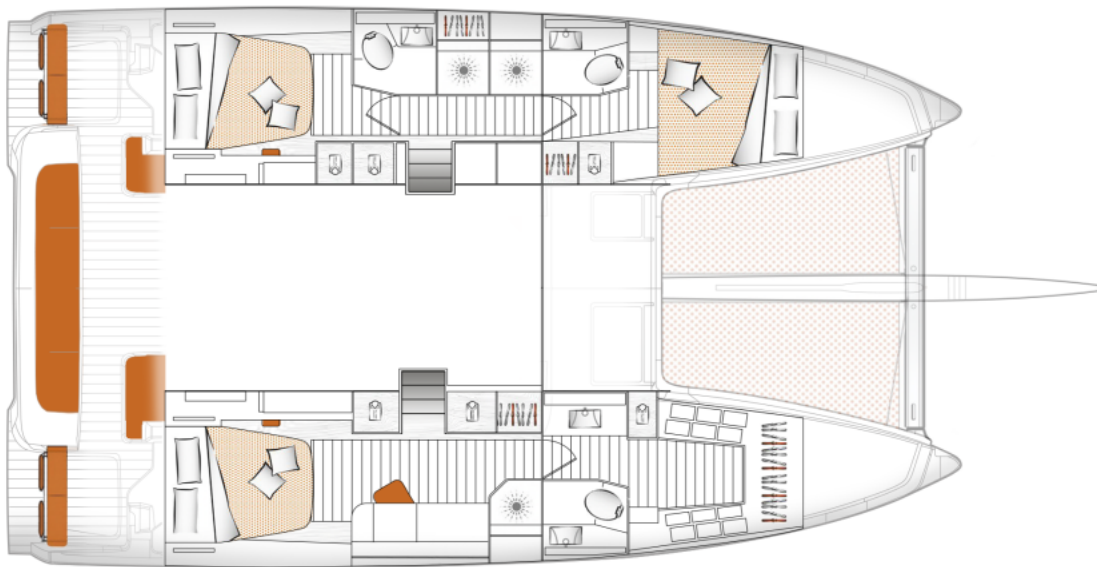
Excess 14 Fun



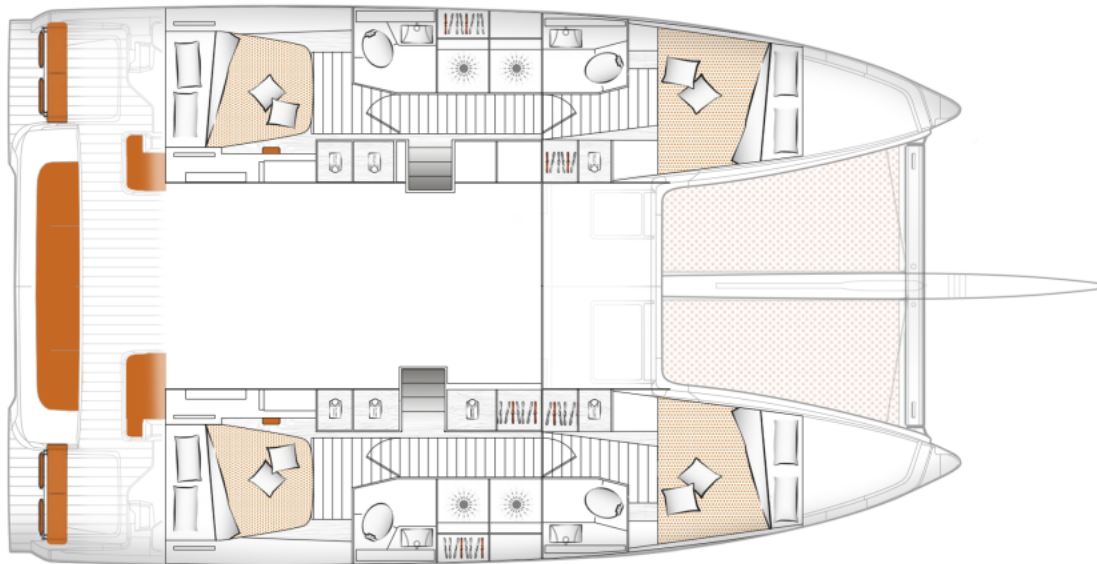
Excess 14 The asymmetrical hull design of this sleek catamaran minimize the impact of waves and maintain performance.



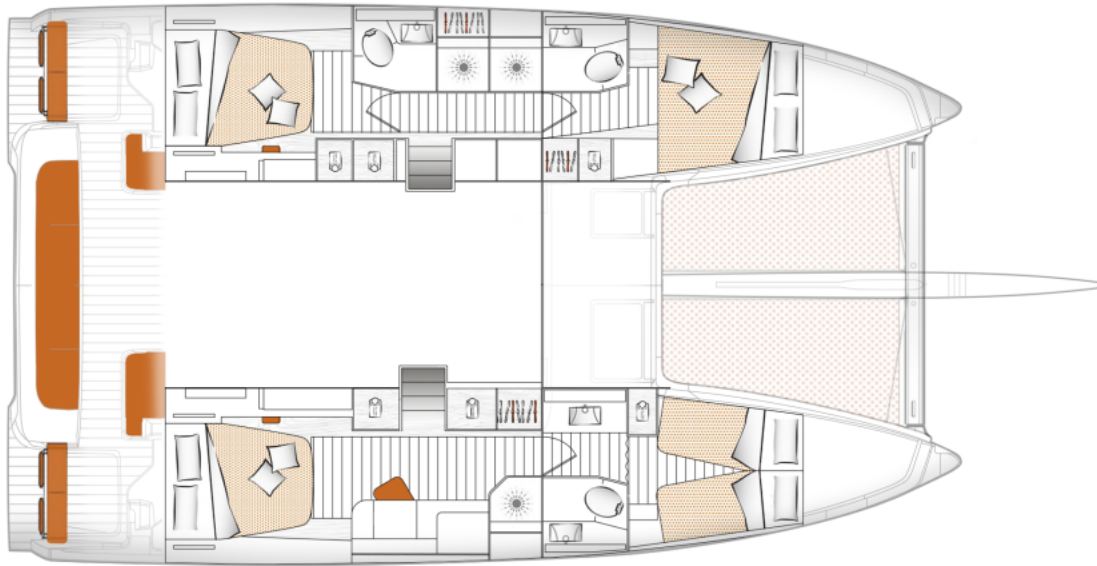
Excess 14 This new sailplan features a lowered boom designed to maximize sail area. The mainsail is a square-top design and the mast is set forward. A 115% genoa comes standard to optimize the sail area to displacement ratio.



Excess 14 3 Cabin w Walk-In Closet



Excess 14 4 Cabin 4 Head



Excess 14 3 Cabin w Extra Berths