



# All the Features of a Big Boat



38' (11.58m) 2023 Excess EXCESS 11  
Austin Texas United States

## OVERVIEW

Manufacturer:	Excess	Hull Material:	Fiberglass
Engines:	2 Yanmar	Cruise Speed:	
Engine Model:	3YM30AE	Max Speed:	
Engine HP:	29	Cabins/Heads:	3 / 2
Beam:	21' 7"	Fuel Type:	Diesel
Max Draft:	3' 9"	Fuel:	106 G (401.25 L)
Water:	75 G (283.91 L)		

**Call for Price**



## Data Sheet

Category: Catamaran  
Subcategory: Multi-Hulls  
Condition: New  
Model Year: 2023  
Beam: 21'7" (6.58m)  
Max Draft: 3' 9" (1.14m)  
LOA: 37' 2" (11.33m)  
LWL: 36' 4" (11.07m)  
Cabins: 3  
Heads: 2

Fuel Type: Diesel  
Hull Material: Fiberglass  
Bridge Clearance: 56' 8"

Displacement: 19845 lbs  
Dry Weight: 19845 lbs  
Fuel Tank: 106 gal (401.25 liters)  
Fresh Water: 75 gal (283.91 liters)  
Holding Tank: 42 gal (158.99 liters)  
Builder: CNB  
Designer: VLVP  
Stock #: Available for Order

## Engines/Generators

### Engine 1

Yanmar  
3YM30AE  
Inboard  
29HP  
Fuel: Diesel

### Engine 2

Yanmar  
3YM30AE  
Inboard  
29HP  
Fuel: Diesel

## Summary/Description

The Excess 11 is the only large-scale production boat on the market for this size of catamaran. She is one of the smallest cruising catamarans capable of offering so much comfort and space, not to mention the thrill of sailing.

### EXCESS 11

#### ALL THE FEATURES OF A BIG BOAT

The Excess 11 is the only large-scale production boat on the market for this size of a catamaran. She is one of the smallest cruising catamarans capable of offering so much comfort and space, not to mention the thrill of sailing. The Excess 11 is a boat capable of long passages and is made for life on board. The work of the naval architects and designers has been focused on one objective: to create a real cruising catamaran capable of taking you to the most remote spots on earth to enjoy an isolated cove, an abandoned beach, or a secret wave.

#### WELCOME ON BOARD!

Excess 11 has benefited from the experience of her elders, without sacrificing all the comfort attributes needed for enjoyable cruising. Add to this a volume worthy of a larger boat, whether in the saloon or in the cabins, with for example a 2 by 2-meter (6½'x6½') bed in the owner's cabin or bathrooms with separate showers! On deck, she offers the comfort and friendliness of a large open cockpit and twin helm stations, offering both real steering sensations and direct contact with the rest of the crew.

This is the synthesis of the Excess spirit: a beautiful, simple, light, and comfortable boat!

#### BREATHTAKING DESIGN

The Excess 11 has an assertive and qualitative personality that breaks with the codes of traditional sailboats. Her design embodies this new philosophy, both modern and sporty. The Excess 11 is a boat with character, accomplished, balanced and distinguished: refined lines, elegant proportions, perfect balance.

The Excess 11 has been designed by VPLP design, one of the most renowned naval architecture companies in the world. The exterior design is by Patrick le Quément. And Nauta Design has made sure that the interior design meets your expectations.

#### TWIN AFT HELM STATION

From one helm station to the other, the Excess 11 offers an ideal view of the sails, the sea, and the bows. This double helm is also a guarantee of both feel and efficiency. The control is direct, you are connected to the boat and sail trimming is right there, at your fingertips.

## **A MODERN ATMOSPHERE**

The Excess 11 has been designed to offer you a lively atmosphere onboard your boat. An interior energized by brilliant light, a perfect design of simplicity, interior woodwork in Cedar & White Touch. Don't wait any longer and choose from three designs proposed for customizing your catamaran!

## **OPENING TO THE STARS**

The Excess 11 gives you the unique opportunity to transform your cockpit to suit your desires. Open or closed, activate the sunroof as you wish, to enjoy more privacy or alternatively get a clear view of the sails, the starry night sky, or just enjoy a light breeze in the evening at anchor.

## **INSPIRED BY RACING, BUILT FOR CRUISING**

Thanks to her sporty rig offering a super advantageous aspect ratio and the optional Pulse line rig - which offers more than 10% of sail area/displacement ratio - the promise of thrills are guaranteed. Maneuvering is simplified with titanium-style aluminum stanchions and cleats, and Dyneema steering cables to improve responsiveness and sensitivity of the helm feel. This catamaran even adopts the aesthetics of racing boats, with fluorescent fiber guard wires with the Excess signature!

**EXCESS Models:** [EXCESS 11](#) - [EXCESS 12](#) - [EXCESS 14](#) - [EXCESS 15](#)





Excess 11



Excess 11





Excess 11




Excess 11





Excess 11



Excess 11





Excess 11



Excess 11





Excess 11 - Mention obligatoire/Mandatory credit: Photo Nicolas Claris

Excess 11



Excess 11 - Mention obligatoire/Mandatory credit: Photo Nicolas Claris

Excess 11



Excess 11 - Mention obligatoire/Mandatory credit: Photo Nicolas Claris

Excess 11



Excess 11 - Mention obligatoire/Mandatory credit: Photo Nicolas Claris

Excess 11





Excess 11



Excess 11 - Mention obligatoire/Mandatory credit: Photo Nicolas Claris

Excess 11



Excess 11 - Mention obligatoire/Mandatory credit: Photo Nicolas Claria

Excess 11





Excess 11 - Mention obligatoire/Mandatory credit: Photo Nicolas Claris

Excess 11



Excess 11 - Mention obligatoire/Mandatory credit: Photo Nicolas Claris

Excess 11





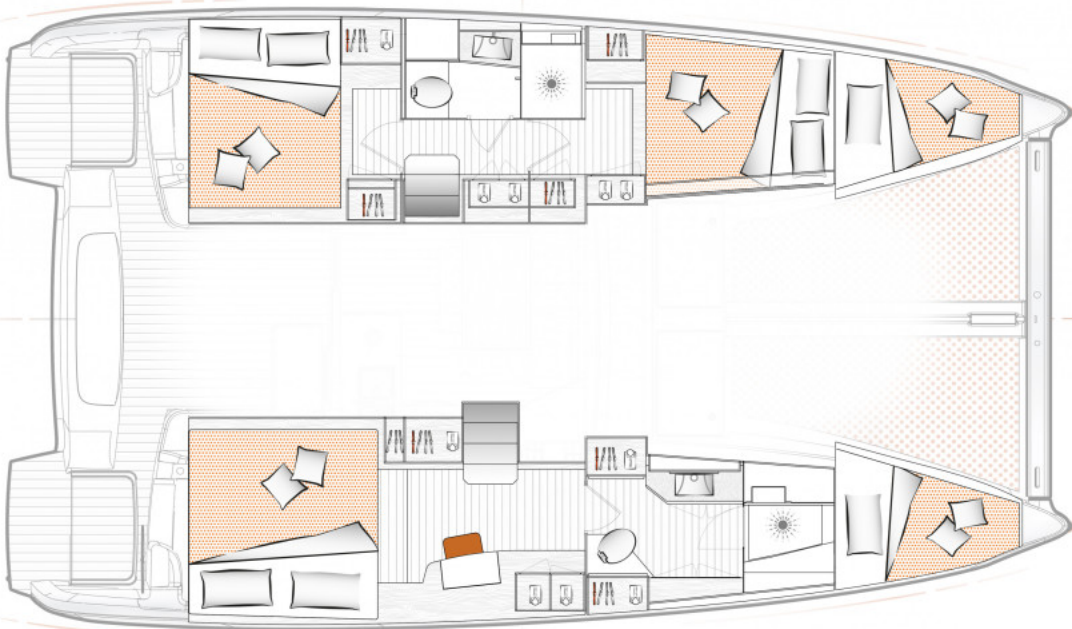
Excess 11 - Mention obligatoire/Mandatory credit: Photo Nicolas Claris

Excess 11



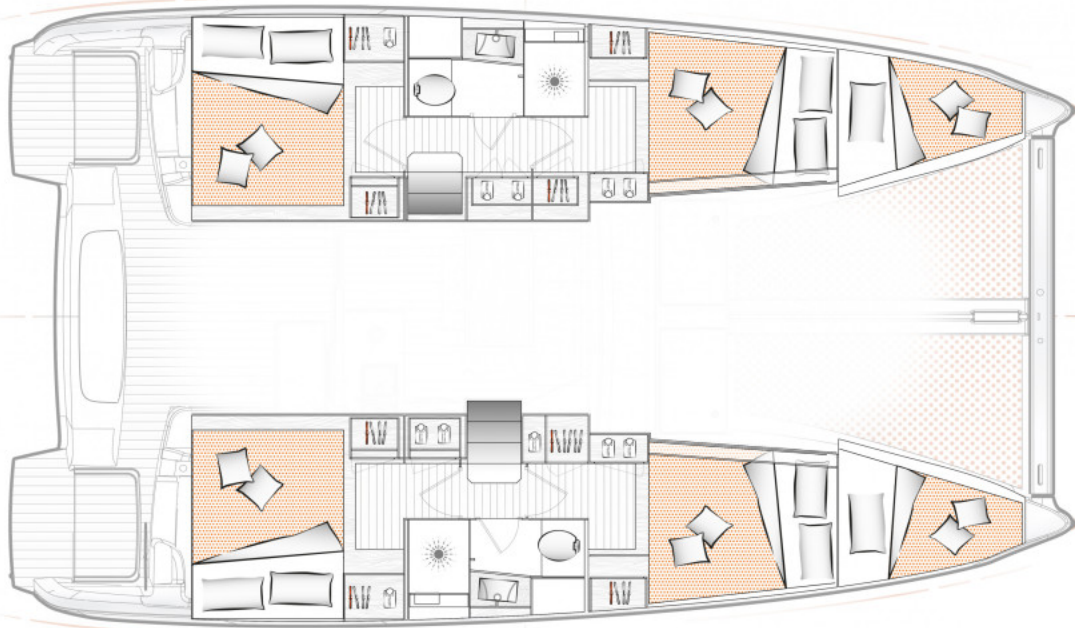
Excess 11 - Mention obligatoire/Mandatory credit: Photo Nicolas Claris

Excess 11

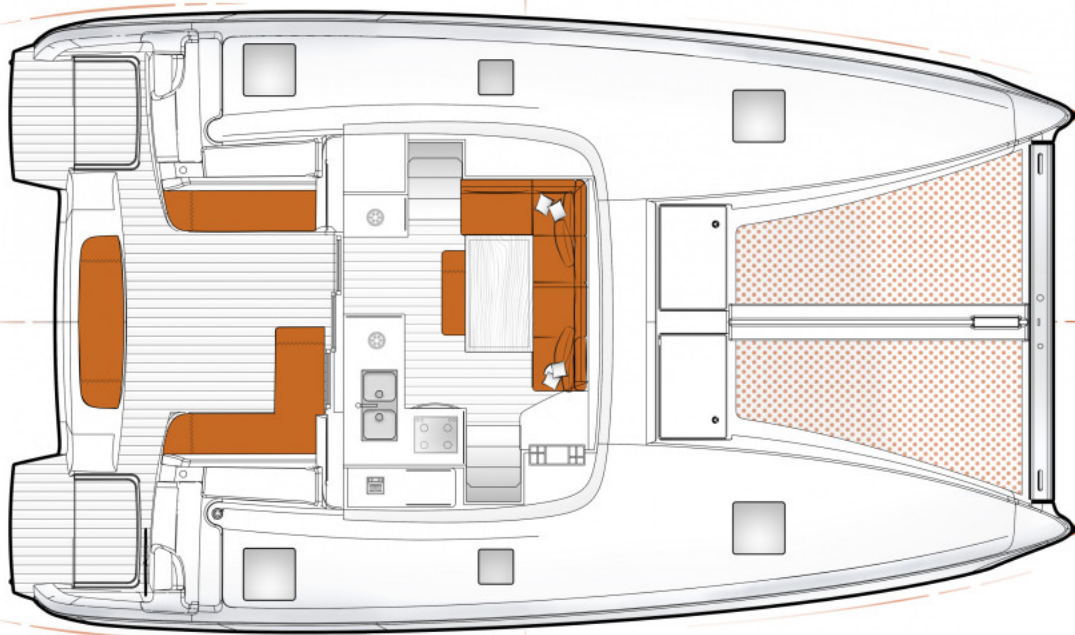


Excess 11





Excess 11



Excess 11