



35' (10.67m) 2009 Nordic 35 Flame
Billings Montana United States



OVERVIEW

Manufacturer:	Nordic		
Engines:	2 Pfaff	Hull Material:	Fiberglass
Engine Model:	598	Cruise Speed:	60 MPH
Engine HP:	725	Max Speed:	100 MPH
Beam:	8' 6"	Cabins/Heads:	1 /
Max Draft:	1' 8"	Fuel Type:	Gas/Petrol
Water:		Fuel:	

\$139,900



Rick Hoffman rick@unityacht.com

1-425-405-0132

Data Sheet

Category: Racing-High Performance
Subcategory: Sports Cruiser
Condition: Used
Model Year: 2009
Beam: 8'6" (2.59m)
Max Draft: 1' 8" (0.51m)
LOA: 34' 11" (10.64m)
Cabins: 1

Maximum Speed: 100 MPH
Cruise Speed: 60 MPH
Fuel Type: Gas/Petrol
Deadrise: 24°
Hull Material: Fiberglass
Hull Shape: Planing

lbs
Dry Weight: 8500 lbs
Imported: No
Builder: Nordic

Engines/Generators

Engine 1

Pfaff
598
Inboard
725HP
540.63KW
Fuel: Gas/Petrol
Hours: 260
Year: 2009
Location: Port

Engine 2

Pfaff
598
Inboard
725HP
540.63KW
Fuel: Gas/Petrol
Hours: 260
Year: 2009
Location: Starboard

Summary/Description

2009 Nordic 35 Flame

This one of a kind 2009 35' Nordic Flame is not just a boat; it's the embodiment of pure boating passion, innovation, and power. Experience the rush of 1450 HP under your control, redefine what it means to glide across the water in style, and enjoy the countless amenities and features that make this vessel a true gem in the world of high-performance boating. The 2009 35' Nordic Flame awaits, ready to make your boating dreams a reality.

Introducing the 2009 35' Nordic Flame, a high-performance marvel that redefines the world of sport boating with Twin Paul Pfaff 725 Horsepower Motors, a staggering total of 1450 HP. Crafted to conquer, it can reach speeds up to 100 mph, all while running on readily available pump gas.

Powering this powerhouse are the meticulously engineered Twin Pfaff 725 Horsepower Motors. These engines not only meet but exceed industry standards, with the potential to handle up to 1250 HP for those seeking even more speed through a blower setup or supercharger.

Beyond its power, the Nordic Flame boasts exquisite craftsmanship and an abundance of features. Inside, electric bolsters, an electric engine hatch, and an electric cabin door enhance convenience. The stereo system is nothing short of spectacular, and custom gauges grace the driver's cockpit.

This boat isn't just about performance; it's a head-turner, earning compliments wherever it goes. It comfortably cruises at 65-70 mph. The package includes a custom matching triple-axle trailer and a cover to protect your investment.

The 2009 35' Nordic Flame isn't just a boat; it's a masterpiece of innovation, luxury, and power. With 1450 HP under your control and an array of amenities, it's your ticket to an unforgettable boating experience. The Nordic Flame awaits, ready to make your boating dreams a reality.

Vessel Walkthrough

This exceptional vessel boasts Paul Pfaff 598 CI 725 HP fuel-injected motors with closed cooling systems. The Imco SCX outdrives with Imco Shorty lowers, offer unparalleled performance. With 238 hours on the boat, this Nordic was purpose-built and designed with top-tier hardware, including CMI stainless exhaust, Imco hydraulic steering, Imco fuel switches, Imco trim tabs, billet sea strainers, and 5-blade 30-pitch SS props. Custom factory graphics, accented with micro flakes for extra flair in the sun, adorn the hull design, featuring twin steps and a padded bottom for superior performance.

The high-performance dash is both functional and user-friendly, showcasing Livorsi colored split shifters, Livorsi Monster Bezel gauges, a GPS speedo, custom wheel, and mechanical indicators. Elevating your onboard experience is a premium JL Audio system with programmable LED interior, cabin, engine compartment, and underwater lighting, all controllable by remote. The Nordic cockpit offers removable carpet, plush seating, colored drink holders, SS grab rails, and power bolsters for utmost comfort. Shore power capability adds convenience to your outings.

Inside the cabin, a power sliding entrance door welcomes you. You'll find a Norcold refrigerator, sink, fans, and comfortable seating with a front sleeping area. This Nordic is not just a boat; it's a masterpiece of power, style, and comfort, ready to elevate your boating adventures.

Mechanical Disclaimer

Engine and generator hours are as of the date of the original listing and are a representation of what the listing broker is

told by the owner and/or actual reading of the engine hour meters. The broker cannot guarantee the true hours. It is the responsibility of the purchaser and/or his agent to verify engine hours, warranties implied or otherwise and major overhauls as well as all other representations noted on the listing brochure.

Disclaimer


The company offers the details of this vessel in good faith but cannot guarantee or warrant the accuracy of this information nor warrant the condition of the vessel. A buyer should instruct his agents, or his surveyors, to investigate such details as the buyer desires validated. This vessel is offered subject to prior sale, price change or withdrawal without notice.



Profile On Trailer



Starboard View



Forward Hatches



Helm




Helm



Helm



Helm Seating




Passenger Seat



Forward Seating



Cockpit Seating



Cockpit



Control Panel Stereo



Engine Hatch



Engines



Engines



Prop



Outdrives



Port View



On Trailer



On Trailer Stern View



On Trailer Stern View