



Escape

68' (20.73m) 2016 Hampton Endurance 686 LRC Skylounge
Palm Beach Florida United States



OVERVIEW

Manufacturer:	<i>Hampton</i>		
Engines:	2 CAT	Hull Material:	Fiberglass
Engine Model:	C-18	Cruise Speed:	17 Knots
Engine HP:	1150	Max Speed:	22 Knots
Beam:	18' 9"	Cabins/Heads:	4 / 6
Max Draft:	5' 10"	Fuel Type:	Diesel
Water:	400 G (1514.16 L)	Fuel:	2000 G (7570.82 L)

\$2,590,000



Data Sheet

Category: Motor Yachts
Subcategory: Flybridge
Condition: Used
Model Year: 2016
Beam: 18'9" (5.72m)
Max Draft: 5' 10" (1.78m)
LOA: 71' 4" (21.74m)
Cabins: 4
Heads: 6

Maximum Speed: 22 Knots
Cruise Speed: 17 Knots
Fuel Type: Diesel
Hull Material: Fiberglass

Displacement: 110000 lbs
Fuel Tank: 2000 gal (7570.82 liters)
Fresh Water: 400 gal (1514.16 liters)
Holding Tank: 150 gal (567.81 liters)
HIN/IMO: IEW68122G516
Stock #: BR4966-JAK

Engines/Generators

Engine 1

CAT
C-18
Inboard
1150HP
857.56KW
Fuel: Diesel
Hours: 450
Hours Date: 09-20-2023
Year: 2016
Serial #: JLE05047
Location: Port

Engine 2

CAT
C-18
Inboard
1150HP
857.56KW
Fuel: Diesel
Hours: 450
Hours Date: 09-20-2023
Year: 2016
Serial #: JLE05037
Location: Starboard

Summary/Description

For Sale

2016 68 Hampton Endurance 686 LRC Skylounge "Escape" yacht for sale. The "Endurance" line of Hampton Yachts combines the idea of a rugged offshore capable yacht with redundant systems and robust equipment with the pleasure of an utterly luxurious yacht with generous living spaces, and sumptuous staterooms, even a comfortable space for the crew.

Notable Features:

- ABT Zero Speed Hydraulic Stabilizers
- ABT Bow & Stern Hydraulic Thrusters
- Low hours & dry stored inside air-conditioned Cat 5 Facility in the summer months
- 2022 Removed Charles PM3 charging system and replaced with A/Sea Trident 24/paralleling system = \$40,000
- Hydraulic PTO operates redundantly off of both motors and main generator
- Impeccably maintained
- Aftercooler service including new aftercooler units 11/21
- 6 Teak Marine Chairs with 6 layers of clear coat 2k each =\$12,000
- New custom dock lines 2022
- New full-size refrigerator and dishwasher 2022
- New Spot Zero interior water filtration system 2021
- New Starlink Satellite Internet system installed in dome 2023
- DirecTV installed
- Stabilizer system 5-year re-seal service 2022
- New house batteries 2022
- New Gost security system 2022
- New Underwater Lights 2021
- 250-hour service including valve lash adjustment 1/23
- New Docking Master system 2022
- Freedom Lift (New 2021)
- 2022 CL380 Highfield Dinghy 12'6 with Yamaha 25hp
- LOA: 71' 4"

The boat is currently in Ft. Lauderdale, Florida in a "Free Trade Zone" slip.

This vessel is now available for showings to U.S. residents while in the Free Trade Zone slip and at the Palm Beach Boat Show.

Layout

The twenty-second Hampton 686 features an utterly refined layout. From the swim platform, enter a center water-tight door to the crew quarters and engine room, or step up either staircase to an aft deck. The aft deck is covered and features a stunning table and seating. Side gates permit access from either side using the Marquip folding steps or a permanent dock placement. There is a set of docking controls both port and starboard. There is a fridge under the table, and a day head to starboard of the wide glass and stainless steel framed salon doors. The side decks extend forward on either side to entrance doors forward, and to the forward deck, with seating and anchor gear. A set of stairs leads to the flybridge.

Enter the salon aft, and step down to a sumptuous, sunken living room with occasional chairs, an L-shaped sofa, tables, and a 46" TV lifting from a cabinet on the port side. The windows are large and provide wonderful views of the seascape. Details of decor and joinery abound and are enhanced by rich wood grain and soft leather and fabrics. Portside there is a companionway that leads aft to the crew quarters and engine room. The crew enjoys a head with a shower across, a large counter space, and ready access to the engine room, electrical components, and the main ship's electric panel.

From the salon, step up to port past the bar featuring a wine cooler, fridge, and accouterment drawers. Steps forward are stairs to the sky lounge and the port side deck door. Looking ahead there is a dining table with U-shaped seating facing the country-style galley - complete with spacious granite countertops and a complete suite of high-end stainless steel appliances. A chef's dream. Passing the stools at the counter is the starboard side deck door and the companionway down to the accommodation area.

The curved staircase opens to a richly detailed foyer featuring an inlaid stone compass rose in the teak and holly sole. Doors open to reveal a washer and dryer. Across is the guest stateroom, with up-down bunks and an ensuite head and shower. Forward to the VIP stateroom with an island queen berth and an ensuite head and shower. Aft leads to the sumptuous master stateroom - rich in details that include a vanity and glass-doored bookcase, large, opening windows, and a spacious head with a large marble-clad, shower stall.

The stairs from the galley area lead up to the sky lounge and helm with stunning surround views, two Stidd chairs, and a complete suite of navigation gear. To starboard is a spacious L-shaped settee with a fold-out table, and on the port side is a "desk," with a built-in fridge, aft is the sky lounge day head. Sliding door leads to the aft deck where you find the barbecue, sink, fridge/icemaker and counter along with the large boat deck featuring a hydraulic davit.

Salon

- Cherrywood (Makore) interior
- High gloss finish (15 coats)
- Burl wood inlay in selected areas
- Burl wood tabletop and countertop
- Starboard side L-shaped settee with leather upholstery (w/storage)
- Port side table with burl wood top and two chairs (w/storage)
- Carpeted salon floors
- Removable padded soft vinyl headliners throughout
- Rope lighting in selected areas
- Push / release type latches for cabinets and drawers
- Hunter Douglas mini blinds in salon and galley
- 46" LED HD TV
- Bose surround sound system
- Salon overhead decorative redwood burl wood ceiling treatment
- Stainless steel aft sliding tinted glass door
- Frameless tempered windows in salon
- Professionally tinted windows throughout, totally private from the dock
- Cabinet for entertainment system
- Wine cooler
- LED overhead lighting with dimmer controls
- Designer decor package, soft goods, blinds and furnishings

Galley and Dinette

- Stainless steel aircraft style doors port and starboard
- Comfortable view through forward tinted windows with electric powered shades

- Recessed 32" TV aft of dining table
- Granite counter top with large sink and three wood stools
- GE Full Size Refrigerator/Freezer
- GE electric induction cook top (four burner)
- GE conventional oven
- Microwave / convection oven
- GE Trash compactor
- GE Full Size Dishwasher
- Quality single lever faucet
- Garbage disposal
- Galley exhaust blower
- Overhead variable intensity LED lighting
- Assorted galley equipment, dishes, glassware silverware custom made for Hampton Yachts.

Additional Highlights

- GE washer and dryer
- Central vacuum system
- LED lighting throughout
- 5 Refrigerators
- 8 TV's
- Upgraded -Highly efficient chiller Air conditioning system
- All new Lumar Window Tinting entire yacht

Master Stateroom

- King size bed with drawers and storage underneath
- Overhead decorative redwood burl ceiling treatment
- Built in 32" LED HD TV
- AM/FM radio w/ DVD and sound system
- Cedar-lined hanging lockers
- Upholstered seat at vanity
- Bureau and vanity cabinets
- LED overhead lighting with dimmer controls
- Opening stainless port lights with screens
- Rope lighting
- Garmin GMI-20 anchor watch / depth - multi display

Master Head

- Shower stall with seat
- Tecma toilet
- Grohe faucet
- Corian countertop
- Corian floor
- Huge storage closet
- LED overhead lights
- GFI outlets
- Exhaust fan
- Opening stainless port lights with screens

Forward VIP Stateroom

- Island queen-size berth with hinged top with drawers and lockers underneath
- Cedar lined hanging lockers
- Built-in 27" LED TV
- AM/FM Radio and DVD player
- LED overhead lighting with dimmer controls
- Opening stainless port lights with screens

VIP Head

- F.R.P. stall shower
- Techma toilet
- Grohe faucet
- Corian countertop
- Corian floor
- LED overhead lights
- GFI outlets
- Exhaust fan
- Opening stainless port lights with screens

Guest Stateroom

- Single upper bunk
- Wider lower bunk
- Built-in 22" LED TV
- AM/FM Radio and DVD player
- Cedar-lined hanging locker
- LED overhead lighting
- Opening stainless port lights with screens

Guest Head

- F.R.P. stall shower
- Techma toilet
- Grohe faucet
- Corian countertop
- Corian floor
- LED overhead lights
- GFI outlets
- Exhaust fan
- Opening stainless port lights with screens

Crew Quarters

- Upper and lower bunks with double on bottom
- 22" LED TV with DVD Player and AM/FM radio
- Water-tight aircraft style door in transom
- Drawers and hanging lockers
- Toilet room with corian countertop, Grohe faucet, and Techma toilet
- Separate shower room with Grohe faucet and corian floor
- Reading lights

- Flip up table / desk top
- Opening stainless port lights with screens
- Counter top with with sink, storage and bar stools
- Refrigerator
- Storage room
- Electrical panel for AC, DC and generator controls
- Water-tight engine room access door with window
- Garmin GMI-20 anchor watch / depth - multi display

Pilothouse and Skylounge

- Garmin 8000 Series electronics package with Chartplotters (3), Radar, Auto Pilot & Digital Depth
- Sounder
- Glendinning electronic engine controls
- Two helm chairs with stainless pedestals and with power lifts
- Complete engine instrumentation
- System indicator panel for all running lights, bilge pumps and alarms
- Frameless, tempered tinted glass windows
- Custom steering wheel
- Custom water and fuel tank gauges
- 3 Windshield wipers with washers
- Interior and exterior stairways leading to Skylounge
- L-shape settee with leather upholstery with storage underneath
- Coffee table with burlwood table top
- 32" LED TV drop down from area over desk
- Bose surround sound system
- Under counter refrigerator with ice trays
- Storage cabinets
- Custom window blinds and drapes
- Desk area with [REDACTED]
- Massive storage under helm
- Day head

Bridge Outside

- Port and Starboard wing docking stations with engine controls and thrusters
- Entire exterior grill area with sink and refrigerator, ice maker, and storage
- Large umbrella, Table for 4 and 4 deck chairs
- 2 Loungers
- (1) 8 ft Boat Box with brushes, buckets, soap, ect.
- All non-skid bridge deck
- Teak stairs leading down to aft deck
- Walkways outside Port and Starboard to bow with tall sides with storage for a fold up ladder and other items
- Davit System

Electronics and Navigation

- All electronics were factory installed and approved by Garmin factory technicians.
- (3) 8000 series 15" chartplotters with wireless Garmin Helm application
- (3) GM1-20 multi displays
- (2) VHF-200 with antennas

- (2) GPS 19X antenna's
- (1) GXM-51 SAT weather radio
- (1) GA-30 and AIS600 transponder
- (1) GHC-20 Autopilot with GAP10ECU
- (3) GC-10 marine cameras
- (1) GSD 24 color depth sounder
- (1) complete NMEA 2000 Backbone with power ISO
- (6) Blue LED underwater lights - (Underwater Lights added 2 on Port and Starboard side and replaced 4 existing = 6 total new lights)
- Intellian HD6 SAT TV antenna
- Intellian HD6 dummy dome
- Pre-wired for satellite TV (all HDMI cables are run to all 8 TV units)
- Starlink Satellite system for internet, streaming movies, email, and texts.
- Docking Master wireless remote control for yacht
- (3) video camera with (2) monitors for engine room and (1) wide angle on aft deck, (2) installed on port and starboard side stern.
- Replaced factory spotlight with very bright LED spotlight light
- New radar array 11/23

Deck and Other Equipment

- ABT Hydraulic Stabilizers with zero speed option
- ABT Bow & Stern Hydraulic Thrusters 33hp each
- Hydraulic PTO operates redundantly off of both motors and main generator
- Muir VWC hydraulic windlass with two station controls
- Port & Starboard aft deck engine controls
- CQR 176 lb stainless steel anchor with 275' of anchor chain
- Bruce 110 lb stainless steel anchor with 275' of anchor chain
- Heavy-duty stainless steel hydraulic trim tabs
- Deck wash down at forward and aft decks and bridge aft deck
- Dockside water pressure connection
- #316L grade stainless steel for mooring cleats, chocks, anchor roller, handrails, and stanchions
- TV, phone, and water inlets
- Stainless steel portholes with screens
- Coast Guard safety package
- Brower 1,600 LB Power Rotation Davit with wireless remote
- Marquis folding aluminum dock staircase
- Assorted fenders and dock lines
- Mega-Fend fender holders
- Freedom Lift (New 2021)
- Heavy-duty stainless steel hydraulic trim tabs
- Includes all fenders and large inflatable fenders
- Includes all deck lines including heavy dock lines with 4 ft loops and custom chafe pro sewn into the lines

Hull and Superstructure

- Vinylester resin for first 5 layers of hull lay-up, 2 layers of Kevlar from chine to chine and 3 layers of
- Kevlar in the forward collision zone.
- Hand-laid solid fibreglass hull with Knytex mat
- Hand-laid fibreglass deck, deckhouse, and flybridge all cored with high-strength Divinycell foam.
- Hull and deck joint through-bolted every 6", sealed with 3M 5200 sealant, and glassed over with 3

- Layers of fibreglass
- Longitudinal and transverse stringer system
- Molded F.R.P. rub rails capped with solid stainless steel trim rails
- Molded non-skid F.R.P. decks
- Interior structural components all properly bonded to the hull

Electrical System

- AC-DC breaker/distribution panel with back light
- Kohler 28 KW 60 HZ generator with sound shield
- Kohler 15.5 KW 60HZ generator with sound shield
- Magnum Inverter 4.0 KW with remote panel and built-in 24 volt charger
- 2022 Removed Charles PM3 charging system and replaced with A/Sea Trident 24/paralleling system = \$40,000
- AGM Batteries (10) 115 Amp heavy duty marine batteries with boxes for house system (All 10 replaced in 2023)
- AGM Batteries (4) 200 Amp heavy-duty marine batteries with boxes for engine starting
- AGM Batteries (2) 120 Amp 12v heavy-duty marine batteries with boxes for starting generators
- (2) 75' Glendinning Cable masters with extra 50 ft cable
- Battery selection switches
- Shore power selection switch
- Quality AC lighting and LED DC lighting
- 120V outlets throughout with GFI in selected areas
- LED navigation, anchor, and running lights
- Bonded electrical system
- Color coded wiring system
- Dual air horn
- USB chargers located on all wall outlets throughout

Engines and Mechanical

- Twin 1150HP Caterpillar C-18 Engines
- Glendinning engine controls
- Hydraulic power steering pump on both engines
- Underwater exhaust system with bypass to transom
- Sea Torque drive system
- "Sound Down" insulation in engine room
- Engine room bulkhead insulated with extra foam sound insulation
- (4) Delta-T type engine room blowers
- Stainless steel Aquamet 22 - 3" shafts and 5 blade precision propellers
- Fibreglass exhaust mufflers
- (2) F.R.P. fuel tanks tested to above marine grade to 4 psi (2000 gallons total)
- Parker fuel lines
- Racor dual 1000FG fuel filters for each engine
- Stainless steel rudders and rudder posts with dripless seals
- Color coded hydraulic fluid lines
- F.R.P. water tanks - 400 gallons
- Chilled-water reverse cycle air conditioning system (two 60,000 BTU units)
- Back up raw water pump for A/C system installed
- Back up circulation pump for A/C system installed
- Color coded water lines
- Pressurized fresh water system with Head Hunter AC and DC pump
- Back up seacocks and sea strainers on engine raw water intakes

- Johnson automatic bilge pump 4000 gph
- (3) 4000 GPH redundant bilge pumps
- Whale Gusher hand bilge pump
- (2) 20 gallon stainless steel water heaters
- Diamond plate rubber floors
- Holding tank with two macerator pumps (one used as back up) with deck side or overboard discharge
- Engine room LED lighting
- Engine, transmission, generator oil changing system - Reverso System
- Engine shut downs tied to fire system
- Engine room fire extinguisher system
- High water bilge alarm
- Fresh water outlet
- White PU painted bilge
- Engine room vents with automatic fire doors
- Air-conditioned engine room





Owner's Stateroom



Sky Deck


























VIP Stateroom



VIP Stateroom
Bathroom





Guest Stateroom



















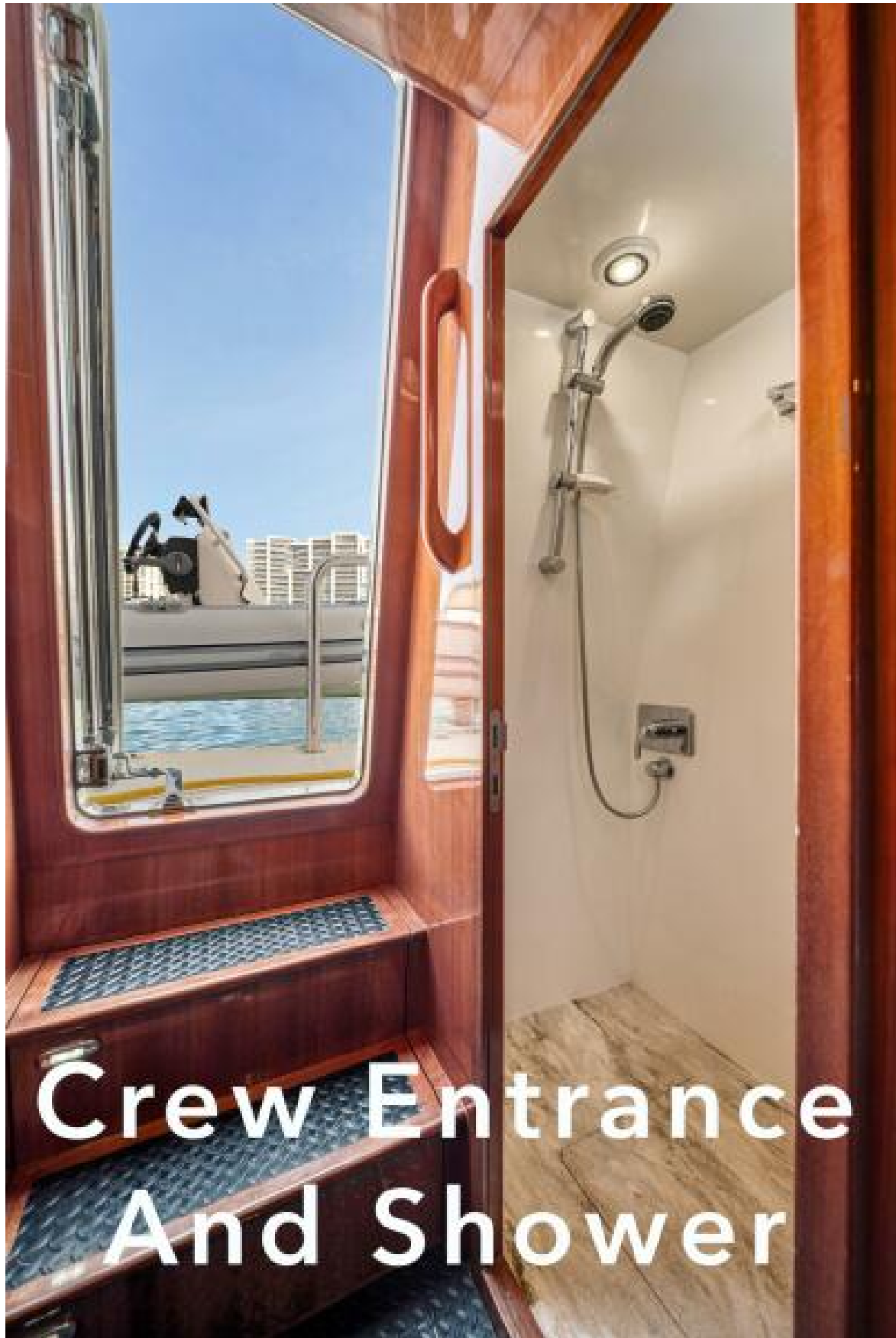
Sky Deck



Starboard Side
Docking Station
















Crew Bathroom

















































Shaft Shark Model SS700

~~\$1,457.29~~ **\$1,238.70**

A serrated edge circular blade that cuts away any rope, weed or debris that might try to entangle your shaft & propeller.

Model SS700 – for shaft diameters: 2.75", 3", 3.25" and 3.5"

