



A'wa

28' (8.53m) 2020 Cutwater C-28 LE
Cape Coral Florida United States



OVERVIEW

Manufacturer:	Cutwater		
Engines:	1 Volvo Penta	Hull Material:	Fiberglass
Engine Model:	D4-2701-G	Cruise Speed:	18 Knots
Engine HP:	270	Max Speed:	22 Knots
Beam:	8' 6"	Cabins/Heads:	2 / 1
Max Draft:	2' 4"	Fuel Type:	Diesel
Water:	40 G (151.42 L)	Fuel:	100 G (378.54 L)

\$184,900



Wayne Lea wayne@unitedyacht.com

1-239-707-9422

Data Sheet

Category: Cruisers	Maximum Speed: 22 Knots	lbs
Subcategory: Pilothouse	Cruise Speed: 18 Knots	Dry Weight: 8000 lbs
Condition: Used	Range NM: 200	Bow Thruster: Yes
Model Year: 2020	Fuel Type: Diesel	Stern Thruster: Yes
Beam: 8'6" (2.59m)	Hull Material: Fiberglass	Fuel Tank: 100 gal (378.54 liters)
Max Draft: 2' 4" (0.71m)	Hull Shape: Deep Vee	Fresh Water: 40 gal (151.42 liters)
LOA: 28' 4" (8.64m)	Air Conditioning: Yes	Holding Tank: 30 gal (113.56 liters)
Cabins: 2	Bridge Clearance: 8' 6	Imported: No
Heads: 1		Builder: Cutwater

Engines/Generators

Engine 1

Volvo Penta
D4-2701-G
Inboard
270HP
201.34KW
Fuel: Diesel
Hours: 230
Serial #: A1092292
Location: Middle

Summary/Description

2020 Cutwater 28 LE - Great seaworthy family cruiser with 8ft 6in beam for easy towing. Bow & stern thrusters for easy docking. Nice 2 SR/1 H interior layout with full galley for weekend getaways! Enjoy sunset cocktails & relax in cockpit seating. Low Hours on fuel-efficient Volvo diesel. CALL NOW!

2020 Cutwater C-28 LE

Motivated Seller Will Consider All Reasonable Offers!

This cool 28' Cutwater is an awesome all around seaworthy family cruiser that can be pulled on a trailer with a good truck, and because of the 8'6" beam on the 28 Cutwater, no permits are required to pull this beauty over the road. She is offered for sale for the first time by the original owners.

A'WA is powered with a single, fuel-efficient D4 270 HP common rail Volvo inboard diesel with 230 hours and warranty. She has a bow thruster and stern thruster, a 16,000 BTU air conditioning unit, a 3 KW Next Gen generator with 18.6 Hours, two cabins and a full galley along with the optional cabin heater for the cold cozy evenings on the hook.

The vessel features a bathroom and solar panel to charge the batteries. The interior has good headroom, great all around visibility, and great interior natural light, along with good seating in the cockpit to enjoy the sunsets and sunrises.

A'WA would be a pleasure to own and will not last long on the pre-owned Cutwater market. Give us a call today, she is waiting for new adventures with you. Cross her off your bucket list--go boating because you have been looking for this boat and you deserve to own her!

Nice Boat to Own--CALL TODAY!

Manufacturer Provided Description

The C28 forward stateroom, with its convertible V-Berth, television and private head with shower, offers exceptional privacy and comfort. The C28 adds the convenience of a mini-galley in this space (NW Edition) or bench seat with storage beneath (Luxury Edition) to create a welcoming after-hours retreat...or a separate hideaway for the kids.

The C28 includes a self-bailing innerliner cockpit that's ideal for fishing or relaxing at anchor. A solid gate offers access to a custom transom platform with integral boarding ladder for watersports or easy access to tender or dock. The C28 cockpit seating plan incorporates a reversible seat integrated into the transom as well as flip-out seating from the Starboard and Port sides. With nearly 16 square feet of additional deck area, the cockpit on the Cutwater 28 also includes built-in cabinets for refreshments and extra storage volume.

Single-engine diesel power and the exclusive Cutwater Hull design combine to deliver admirable cruise speeds, and exceptional fuel economy to maximize range. Standard bow and stern thruster make docking a breeze. And being trailerable the C28 offers quick, convenient access to distant cruising waterways.

Vessel Details

TRANSOM, COCKPIT and HULL:

COCKPIT and TRANSOM:

On the transom is the swim platform with aft stainless steel safety rails, a telescoping swim platform and a transom storage trunk. On the safety rail is a bracket for a small outboard motor. Attached to the swim platform are brackets to attach a Weaver davit and running along the aft edge of the platform are mounted bumper, fenders. The cockpit transom door is on the starboard side and mounted on the transom is a BBQ grill along with two rod holders and aft gunwale cleats. The 28 LE has a complete Weaver Davit system.

In the cockpit and under the cockpit sole on both sides are access panels to the batteries, 2,000w PSW inverter and a center line access panel with electric hatch for the Volvo 260 diesel with 230 hours and 3 KW Next Gen generator with 18.6 hours. You will see the 30 AM, 50' shore power cord and hook, hookup for the deck washdown and washdown switch. The cockpit can be converted into a great area for entertaining with port side and starboard side cockpit foldaway seats, and removable cockpit table. The aft transom seat is a pretty cool seat, it reverses, so it will face into the cockpit or face aft over the swim platform in case you want to drop a fishing line in the water. You are protected from the sun in the cockpit by a large cockpit canvas Bimini sunshade and aft cabin extension. Surrounding the cockpit are cockpit coaming bolsters and cockpit lights. Forward in the cockpit is a wet sink and opposite is a dedicated area for a cooler and storage. For ease, the Volvo engine battery isolator switch and engine hatch cover are easily located in the cockpit.

HULL and DECK:

The 28 Cutwater is built on a stepped displacement hull and designed for considerable cruising range with big chines, large rudder, and a large single bronze propeller that is protected by the boat's full keel. The 28 is built with a fiberglass cockpit liner, selfbailing cockpit with non-skid throughout the exterior finish. The current owner upgraded the original trim tabs with Bennett automatic tabs. The 28 is laid up with fiberglass stringer and foam injected into certain areas to reduce noise. Under the water line are under water lights. Running along the bow is a stainless steel welded bow rail, large bow pulpit with a long concealed bow ladder - great feature if you are wanting to get close to the beach. On the bow you will notice a Lewmar windlass with foot controls, at the bow is a stainless steel anchor guard protecting the bow fiberglass and port and starboard docking lights and navigation lights. There are two large bow cleats and a deep anchor locker.

The 28 Cutwater has a stylish hard house super structure with large windows; both windows on each side of the house will open. On top of the house is the Cutwater sports rack, the Garmin GPS/Radar, the mast will drop if you trailer the vessel and there is a 140-Watt solar panel. The solar panel is designed to provide charging to the house and engine batteries; 90% of its charge is dedicated to the house battery and 10% is dedicated to the engine battery. Running along both sides of the house are safety grab rails and accent lights. In the foredeck are two deck hatches, in the salon are four deck hatches in the ceiling.

INTERIOR SALON, HELM and CABINS:

GALLEY and DINETTE:

Through the sturdy lockable salon door, you notice the bright airy interior, with Cherrywood finish, and Teak and Holly inserts in the cabin sole. The galley is on the port side and is a great size galley for a 28' pocket yacht. For appliances there is a Muave convection oven, Mini duo two-burner induction cooktop and Nova Kool fridge with freezer box. For washing you have a deep stainless-steel sink, under the sink are two good size cupboards with doors. The forward companion seat will fold up and forward, giving you additional counter space in the galley. In front of the companion seat is a chart case and fusion stereo with blue tooth. The dinette is above the aft cabin. You have a wonderful view of the horizon while sitting at the dinette though the large hull side windows. The dinette offers double-wide seats, and is also a Hi-Lo table which will convert into another sleeper with a fill-in cushion. The tabletop has a leaf design, so the tabletop will fold on top of itself, showing a stainless steel safety grab and additional cup holders.

The forward dinette seat folds and is reversible, so it will also act as the Captain's seat. Located under the Captain seat is a Dometic wine cooler. Once again Cutwater did a remarkable job with windows and deck hatches in the boat,

providing lots of natural light, and you can get plenty of natural ventilation by opening the glass salon door, the tinted house side sliding windows and deck hatches.

AFT CABIN:

Aft in the cabin by the glass bulkhead door on the starboard side is the aft cabin. Lift the aft dinette seat and you step down into the cabin, in the cabin is a hull side port light, cabin light, you will also see the boat's electrical panel and battery isolator switches and for safety a carbon monoxide detector.

HELM:

At the helm is ultra leather material with a working color Garmin, Garmin auto pilot, Volvo monitor screen, a remote auto pilot and Standard VHF radio. You will see the side power joy sticks for the thrusters, automatic trim tabs, Volvo engine shifters and throttle

and the boat's compass and wooden wheel. On top of the helm are window defrosters for the large bow windows.

OWNER'S BERTH and HEAD:

Forward and down is the owner's with double berth. The owners have replaced the original mattress with a very comfortable custom mattress. In the berth in the ceiling are the deck hatches, hull side are port lights. For entertainment you have a flat screen TV with DVD player mounted on a swivel bracket so the TV / DVD can be seen from the salon also. On the forward bulkhead are a mirror and cabin lights and recessed lights in the head liner. In the owner's berth is the owners private head, the head is a wet head with marine electric flush commode, vanity mirror, sky light and sink with pullout hot and cold faucet, along with a hull side port light. The bed has a pull around privacy curtain and the head has a solid privacy door.

Exclusions

- Seller's Personal Belongings

Mechanical Disclaimer

Engine and generator hours are as of the date of the original listing and are a representation of what the listing broker is told by the owner and/or actual reading of the engine hour meters. The broker cannot guarantee the true hours. It is the responsibility of the purchaser and/or his agent to verify engine hours, warranties implied or otherwise and major overhauls as well as all other representations noted on the listing brochure.

Disclaimer

The company offers the details of this vessel in good faith but cannot guarantee or warrant the accuracy of this information nor warrant the condition of the vessel. A buyer should instruct his agents, or his surveyors, to investigate such details as the buyer desires validated. This vessel is offered subject to prior sale, price change or withdrawal without notice.



28' Cutwater Profile



Pulpit



Lewmar Windass



Solar Panels



Salon Forward



Dinette



Dinette



Dinette Grab Rail



Dinette



Galley




Galley



Galley




Fridge



Teak and Holy Soles Inserts




Electrical Panel



Solar Panel Meter



Owners Berth



Mid Cabin



Helm Seat



Electronic Package



Engine Hours 11.21.23



Generator Hours 11.2023




VHF



Volvo Controls and Thrusters



Companion Seat



Companion Seat Up



Wine Cooler



Cockpit



Transom Seat



Transom Seat Reversed



Bulk Head




Bow Ladder



Stepped Hull



Hull and Rudder



D4 Volvo 270



Next Gen 3KW Generator



Swim Platform





Manufacturer Provided Layout