



SEBAGO

27' (8.23m) 2013 Southport 27 FE
Tiverton Rhode Island United States



OVERVIEW

\$149,000

Manufacturer:	Southport		
Engines:	2 Yamaha	Hull Material:	Epoxy Composite
Engine Model:	LF250XCA	Cruise Speed:	36 MPH
Engine HP:	250	Max Speed:	55 MPH
Beam:	9' 6"	Cabins/Heads:	/
Max Draft:	2' 0"	Fuel Type:	Gas/Petrol
Water:	20 G (75.71 L)	Fuel:	204 G (772.22 L)



Data Sheet

Category: Center Consoles
Condition: Used
Model Year: 2013
Beam: 9'6" (2.90m)
Max Draft: 2' (0.61m)
Min Draft: 2' (0.61m)
LOA: 26' 6" (8.08m)

Maximum Speed: 55 MPH
Cruise Speed: 36 MPH
Fuel Type: Gas/Petrol
Deadrise: 22°
Hull Material: Epoxy Composite
Hull Shape: Monohull
Hull Finish: "Pure White" Gelcoat

Dry Weight: 4600 lbs
Fuel Tank: 204 gal (772.22 liters)
Fresh Water: 20 gal (75.71 liters)
Holding Tank: 12 gal (45.42 liters)
Builder: Southport Boats, ME
Designer: C. Raymond Hunt Associates
HIN/IMO: STH70107L213
In Stock: Yes

Engines/Generators

Engine 1

Yamaha
LF250XCA
Outboard 4 Stroke
250HP
186.43KW
Fuel: Gas/Petrol
Hours: 465.20
Hours Date: 12-02-2022
Year: 2013
Serial #: 6CHX1001278
Location: Port

Engine 2

Yamaha
LF250XCA
Outboard 4 Stroke
250HP
186.43KW
Fuel: Gas/Petrol
Hours: 447.20
Hours Date: 12-02-2022
Year: 2013
Serial #: 6CGX1004628
Location: Starboard

Summary/Description

2013 Southport 27' Family Edition Center Console "SEBAGO"

Style, Maine craftsmanship, careful engineering, and a famously exceptional ride have placed Southport as a top performer in the center console market. The lines of a Southport are instantly recognizable from her competitors in any harbor. Functional excellence is at the heart of this compact boat, a true offshore vessel with family-friendly versatility.

Southport's exclusive Hunt4 Design® hull was developed to utilize the weight of modern twin power outboards to provide a soft, dry ride, stable platform, and easy handling. The unique design of the hull allows the boat to jump up on a plane without bow rise, delivers a surprisingly agile ride, and turns on a dime. Ask a Southport owner about the ride of their boat and you will hear repeated praise about its balance, responsiveness, and superb handling -- often summarized as "Simply Amazing".

"SEBAGO" was first commissioned in 2014 and has seen light summer use and heated indoor off-season storage every year since. Power is supplied by twin Yamaha 250HP outboards with approximately 465 original hours.

Please see the specifications below for full details. Stored indoors and can be seen by appointment.

DESIGN & CONSTRUCTION:

Continuously variable deep vee hull design by C. Raymond Hunt Associates beginning at 22° aft. Reverse transom with tumblehome aft, Carolina bow with a generous flare, and aggressive forward rake. Exclusive Hunt 4 Design® - Provides a safe, soft, dry ride and stable platform with easy handling capabilities.

All fiberglass and composite construction. Vinylester resin skin laminates. Four-piece foam-filled fiberglass grid stringer system. Single skin, non-cored fiberglass hull. Chemically unit-bonded hull, stringer system, cockpit liner, and deck. Non-skid fiberglass cockpit liner with large through-transom scuppers. Through-bolted 316 stainless steel hardware. Stainless steel through-hull fittings above the waterline. Bronze through-hull fittings below the waterline. Marleon plastic through hulls. Polyethylene fuel tank encased in an enclosed FRP chamber. High-density composite transom encased in FRP and bonded to the stringer system.

HULL & DECK:

Color Layout:

Hull: "Pure White" Gelcoat

Boot Stripe: Double Navy Blue

Bottom: Pettit Hydrocoat 1240- Blue

- (6) 8" S/S pop-up cleats
- S/S bow running light
- 2.5" S/S bow towing eye
- (2) 2.5" transom towing eyes
- Recessed aluminum port & starboard deck grab rails
- S/S drink holders at gunwales
- Salt & freshwater washdown spigots
- Acrylic leaning post-locking glove box
- Transom handheld shower
- (2) leaning post cabinets w/ Plano tackle storage
- (2) under gunwale storage cabinets
- (2) 45-gallon guttered bow lockers
- 38-gallon pull-out in-deck fish box w/ macerator & overboard discharge
- 45-gallon livewell in leaning post w/high-speed water pick-up
- Transom bait-rigging station; Starboard cutting board tops, insulated bait box & freshwater sink- new struts & butterfly latches **(2023)**
- Flush-mounted S/S fuel & water fills
- Custom FRP "Skid Lid" style hardtop **(2021)**
- Aurora 20" White LED lightbar 17/120 lumens **(2021)**
- Lumitec underwater transom lights - white & blue
- Mesh overhead helm zippered storage bag
- Aft deck flood light
- Cockpit courtesy lights
- Hella 20" anchor light **(2022)**
- (4) S/S deck scupper drains fitted w/ S/S grates
- Exterior upholstery in white Ultraleather w/ grey piping
- Coaming bolsters in white Ultraleather
- (6) S/S rod holders on gunwales
- (6) S/S t-top rocket launchers
- Gunwale rod storage
- Edson 13" S/S Comfortgrip steering wheel w/ power knob
- Lewmar Profish 700 12V windlass
- 22lb Lewmar S/S DTX anchor w/ ¼ 15' galvanized chain & ½ 150' rode **(2023)**
- Kong 316L anchor swivel connector
- Acrylic transom door w/ locking latch
- White stamoid canvas helm enclosure- roll-up to starboard
- 40 gauge Strataglass forward windshield **(2020)**
- Helm/ leaning post cover - white stamoid
- Armstrong S/S swim ladder w/ fasteners in fore deck locker
- (4) Taylor Made fenders in navy socks
- Various braided dock lines
- Basic safety gear

HELM, NAVIGATION EQUIPMENT & ELECTRONICS:

- (2) 16" Garmin GPSMAP 8616 MFD's **(2019)**
- Garmin 18XHD Radar Dome **(2019)**
- Garmin AIS transponder

- Garmin GSD26 CHIRP Sonar module w/ (2) 1KW CHIRP transducers
- Garmin external card SD reader
- ICOM IC-M412 VHF
- ICOM HM164B mic w/ dash clip
- 4' Shakespeare 5104 antenna **(2020)**
- 4" Ritchie Powerdamp compass
- Fusion MS-IP700 stereo receiver
- Fusion NRX300 wired stereo remote @ helm- not in service
- (4) Fusion 6.5" speakers
- (2) JL Audio 7" M3 pod speakers mounted inside hardtop **(2022)**
- Rockville RXMF3 1600W 4-channel amp **(2022)**
- (16) option contura switch breaker panel @ helm
- (2) 12V receptacles

INTERIOR OF CONSOLE / HEAD:

- (2) snap storage mesh console bags
- Overhead hatch w/ new gas struts **(2023)**
- Acrylic locking head door w/ magnetic catch
- Mirrored hatch leads to the helm wire backing
- Sink w/ basin
- Removable S/S step ladder
- Oceanair DryRoll toilet paper holder
- Tecma fresh water electric flush toilet, new MPI sanitation hoses **(2022)**
- Forespar Y-valve on holding tank
- Navy Sunbrella snap covers hide tanks in head areas

ELECTRICAL & PLUMBING:

- 120V AC @ 60HZ
- ProNautic 12.40P digital battery charger
- Guest 2530P 30AMP galvanic isolator
- Shorepower extension cord w/ 30AMP pedestal adapter
- (3) West Marine G24 batteries **(2023)**
- (2) Blue Seas rotary combination switches
- (2) BEP Marine DVSR sense relays
- 20-gallon PVC water tank
- 12-gallon PVC holding tank
- (2) Shurflo 1000GPH bilge pumps on float switches
- Shurflo Bait Sentry 1100 livewell pump
- Shurflo 3200 macerator pump
- Shurflo Problaster 4901 freshwater pump

OUTBOARDS, MECHANICAL & SERVICE:

- **Twin Yamaha LFXCA 4-Stroke 250-HP Outboards w/ approx 465 original hours**
- Engine cowl decals are blanked
- Yamaha 3-Blade 15 ¼ x19 S/S propellers
- 1.75:1 reduction gear



- Yamaha double lever electronic digital throttle control
- Yamaha digital Command Link info display
- Yamaha stock engine cowl covers
- Teleflex Power Assist hydraulic steering w/ tilt helm
- 12V / 70AMP alternators
- Recent service includes; VST on both motors, water pumps, seals, and thermostats, new powerhead on port motor, fuel tank scoped with new fuel lines & sending unit



2013 Southport 27' Family Edition "SEBAGO"



2013 Southport 27' Family Edition "SEBAGO"



2013 Southport 27' Family Edition "SEBAGO"



2013 Southport 27' Family Edition "SEBAGO"




2013 Southport 27' Family Edition "SEBAGO"



2013 Southport 27' Family Edition "SEBAGO"



2013 Southport 27' Family Edition "SEBAGO"



2013 Southport 27' Family Edition "SEBAGO"



2013 Southport 27' Family Edition "SEBAGO"



2013 Southport 27' Family Edition "SEBAGO"



2013 Southport 27' Family Edition "SEBAGO"



2013 Southport 27' Family Edition "SEBAGO"



2013 Southport 27' Family Edition "SEBAGO"



2013 Southport 27' Family Edition "SEBAGO"



2013 Southport 27' Family Edition "SEBAGO"



2013 Southport 27' Family Edition "SEBAGO"



2013 Southport 27' Family Edition "SEBAGO"



2013 Southport 27' Family Edition "SEBAGO"



2013 Southport 27' Family Edition "SEBAGO"




2013 Southport 27' Family Edition "SEBAGO"



2013 Southport 27' Family Edition "SEBAGO"




2013 Southport 27' Family Edition "SEBAGO"



2013 Southport 27' Family Edition "SEBAGO"



2013 Southport 27' Family Edition "SEBAGO"



2013 Southport 27' Family Edition "SEBAGO"



2013 Southport 27' Family Edition "SEBAGO"



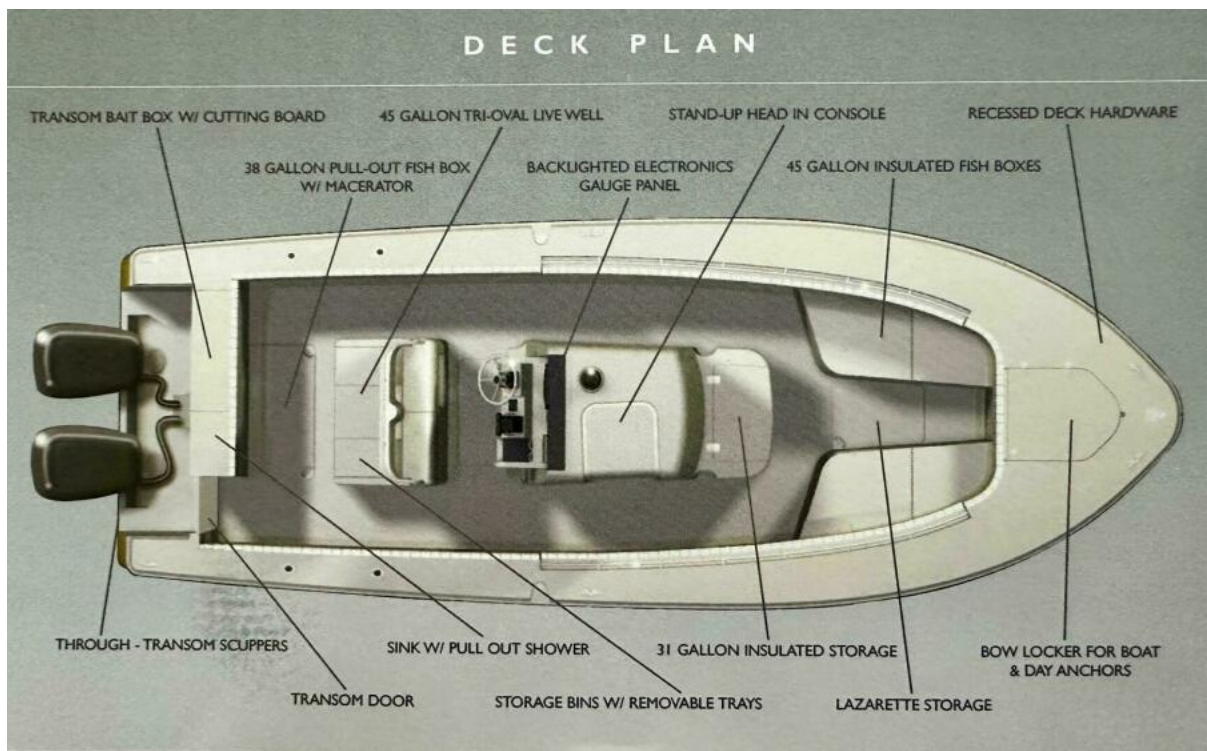
2013 Southport 27' Family Edition "SEBAGO"



2013 Southport 27' Family Edition "SEBAGO"



2013 Southport 27' Family Edition "SEBAGO"



2013 Southport 27' Family Edition "SEBAGO"