



White Lightning

85' (25.91m) 1997 Mares Power Cat 85
Seattle Washington United States



OVERVIEW

Manufacturer: *Mares*

Engines:	2 Detroit Diesel	Hull Material:	GRP
Engine Model:	16V92 - 81627K01	Cruise Speed:	22 Knots
Engine HP:	1450	Max Speed:	30 Knots
Beam:	26' 9"	Cabins/Heads:	5 / 7
Max Draft:	6' 6"	Fuel Type:	Diesel
Water:	455 G (1722.36 L)	Fuel:	3900 G (14763.1 L)

\$1,698,800



Data Sheet

Category: Catamaran
Subcategory: Motor Yachts
Condition: Used
Model Year: 1997
Refit Year: 2023
Documented Year: 1997
Beam: 26'9" (8.15m)
Max Draft: 6' 6" (1.98m)
Min Draft: 6' 6" (1.98m)
LOA: 85' (25.91m)
Cabins: 5
Sleeps: 10
Single Berths: 6
Queen Berths: 2
Head Room: 6' 8"
Heads: 7

Captain's Quarters: Yes
Crew Sleeps: 2
Maximum Speed: 30 Knots
Cruise Speed: 22 Knots
Range NM: 1200
Fuel Type: Diesel
Deadrise: 21°°
Super Structure Material: GRP
Hull Material: GRP
Hull Shape: Catamaran
Hull Finish: Dupont Paint (By Diamond
Painting at Delta Shipyard)
Hull Warranty: None
Air Conditioning: Yes
Bridge Clearance: 28' 10

Gross Tonnage: 132
Displacement: 80 tonnes
Dry Weight: 161280 lbs
Bow Thruster: Yes
Fuel Tank: 3900 gal (14763.1 liters)
Fresh Water: 455 gal (1722.36 liters)
Holding Tank: 181 gal (685.16 liters)
Classification: DNV
Imported: Yes
Builder: Mares
Designer: Scott Robson
Interior Designer: Stuart Schechter
Exterior Color: Hatteras Off White
Trailer: Yes
HIN/IMO: USXMM8000497
Stock #: B92893
In Stock: Yes

Engines/Generators

Engine 1

Detroit Diesel
16V92 - 81627K01
Inboard
1450HP
1081.27KW
Fuel: Diesel
Hours: 3500
Hours Date: 09-27-2023
Year: 1995
Serial #: 16VF013590
Location: Port

Engine 2

Detroit Diesel
16V92 - 81627K00
Inboard
1450HP
1081.27KW
Fuel: Diesel
Hours: 3500
Hours Date: 09-27-2023
Year: 1995
Serial #: 16VF013589
Location: Starboard

Generator 1

Northern Lights
360S1354 - M439D - S/N: 531225
40KW
1800.00RPM
Hours: 5310
Hours Date: 09/27/2023

Generator 2

Northern Lights
360S1354 - M439D - S/N: 531226
40KW
1800.00RPM
Hours: 5310
Hours Date: 09/27/2023

Summary/Description

'White Lightning,' is a true masterpiece from Mares shipyard in Auckland, NZ. This 85ft power catamaran, purpose-built for all season cruising around the USA & beyond, offers 5 staterooms to comfortably accommodate 10 guests. She combines practicality with the epitome of luxury & adventure.

'White Lightning,' is a true masterpiece from Mares shipyard in Auckland, NZ. This 85ft power catamaran was purpose-built for year-round cruising on the West Coast of the USA, Canada, Mexico and beyond. She offers 5 staterooms to comfortably accommodate 10 guests. She embodies the perfect blend of a practical and robust sea-going vessel, coupled with the epitome of luxury and adventure. With her asymmetrical hulls to give the yacht more stability and volume and redundant systems throughout, there is no better or more reliable yacht to enjoy cruising the high seas.

Overview

Interior

- Warm and inviting charm of Rimu wood throughout, adds a cozy, homey feel, accentuating the interiors beauty with its rich grain and soothing hues
- Avonite countertops which are heat and scratch-resistant, effortless to clean and maintain, combining durability with elegance
- Nutone central vacuum system throughout

Main Salon

- Day Head with Royal Flush by Head Hunter Electric Head
- Comfortable 17ft u-shaped couch with opposing sofa chairs and ottomans seats 18 guests
- Under the sofa there is a huge storage space on two rams for easy access to spare parts
- Sony 55inch LCD TV (KDL-55W900A) on a Activated Decor hide away and rotating lift to enable a good view in the lounge area, galley or while dining
- Uline Ice maker
- Trash receptacle
- SEA156 VHF Radio
- DSC 47-zone Emergency and Security Alarm System
- 2 x CruisAir reverse cycle heating and air conditioning SMXII controls
- Onkyo Amplifier
- Onkyo 6-disc changer
- U-shaped seating surrounding large dining table for ten guests in the port forward corner of the salon - raised up to for a great view of the surroundings while dining
- Electrical distribution panel including additional generator start / stop and monitoring displays (1 of 3 onboard)

Galley

- Huge 24 cubic feet built in freezer

- Pantry storage over 6 feet tall
- Large countertop space
- Smart-hinge glass storage that slides open towards the galley and bar
- NuTone food center built-in blender
- 8 x Deep storage appliance garages
- Full-sized Maytag dishwasher (MDBTT70AWS / 40381737NC)
- Full-sized Jennaire electric stove and oven with extra burners ideal for cooking lobster and crab
- Additional ventilation above stove top
- Cuisinart 4 slice toaster
- Twin Stainless-Steel Sinks with Jenn-Air GC75 garbage disposal unit
- Whirlpool Microwave (UMC5165AB)
- Jenn-Air Trash Compactor (JQTC40784)
- 2 x Subzero Refrigerators (UC-24R)
- Spice rack

Accommodation

Master Cabin

- Large L-Shaped desk with drawer and cupboard storage in the aft-starboard corner of the cabin
- Queen-sized berth with storage drawers underneath
- 2 x bedside tables
- Upgraded Samsung 32-inch TV
- Comfortable settee with inbuilt storage to starboard
- Hanging and drawer storage
- CruisAir reverse cycle heating and air conditioning SMXII control
- Large skylight / escape hatch
- Ensuite head featuring a sink, royal flush head and separate shower with large inbuilt seat and additional hanging closet

Center Forward Guest Cabin / Kids Cabin

- Bunk berth
- Hanging and drawer storage
- CruisAir reverse cycle heating and air conditioning SMXII control
- Ensuite head featuring a sink, royal flush head and separate shower with large inbuilt seat and additional hanging closet
- Technical space featuring 90 liter/ 23.78 gallon Rheem auxiliary hot water tank

VIP Cabin (Port Forward Guest Cabin)

- Queen sized berth
- Large skylight / escape hatch
- Abundance of both drawer and hanging storage
- CruisAir reverse cycle heating and air conditioning control
- Ensuite royal head featuring a sink and separate shower

Port Lower Guest Cabin

- LG flat screen 24 inch TV with DirecTV
- Large hanging closets
- Two single berths
- Bedside table
- CruisAir reverse cycle heating and air conditioning SMXII control
- Oversized opening portlights
- Ensuite royal flush head and shower featuring a large shower with inbuilt seat
- Large vanity and sink

Starboard Lower Guest Cabin/Crew Cabin

Starboard Lower Guest lobby area features:

- water shutoff valves
- large linen-storage closet
- Full-size Whirlpool washer and dryer unit (Model WET3300XQ1)
- technical space with Nutone central vac system
- 2 x Rheem 47.55 gallon water heaters
- Hot water circulation pump

Starboard Lower Guest Cabin features

- Large hanging closets
- Two single berths
- Bedside table
- Desk
- Multi-function display which features GPS output and wind-information
- CruisAir reverse cycle heating and air conditioning SMXII control
- Oversized opening portlights
- Ensuite royal flush head, shower featuring a large shower and large vanity and sink

Bridge

Helm Station

- Comfortable 3 person helm chair lined with New Zealand wool with removeable arm rests
- Generator Controls – Temps, oil pressure and voltage gauges as well as start / stop switches
- Tank Tender connected to fuel tanks, fresh water, grey water and black water
- Additional Computank tank monitoring system with alarm
- DSC 47-zone Emergency and Security Alarm System
- SeaHail Loud Hailer
- 2 x Chartlite – Aviation Standard
- Navnet Electronic Chart Screen connected to robust Stealth Hard-drive
- 2x Furuno GPS Navigator GP-50 Mark-3
- Furuno FCV-291 Depth Sounder Display
- 2 x Furuno GaAs Fet Radar Display connected to Furuno C2P7N2N X-Band Radars - one has a 72nm range and one has a 48nm range

- KVH Tracphone Sat Phone
- Robertson Dataline X Speed and Log display
- Robertson Dataline X Helm Indicator (Heading & CTS)
- Robertson Dataline X Wind Indicator (Speed & Direction)
- Robertson Dataline X Depth Display
- Robertson Dataline X Rudder Angle indicator
- Robertron AP300X Auto Pilot
- 2 x Detroit Diesel Electronic Displays
- Engine fan controls
- American Bow Thruster Control
- Kenwood KDC-216S Stereo Head unit
- SEA156 VHF Radio
- Schatz Precision Barometer
- Schatz Royal Mariner Clock
- Trash Receptacle
- ACR Global Fix Pro 406MHzz GPS EPIRB
- Triple Buell-Strombos Ships Horn
- Ray-Line Spot Light
- Electro-helm Remote Docking control

Additional Bridge Deck Features

- Raised up L-Shaped Seating area surrounding dining table so you have a great view of surroundings while underway or at anchor whilst seated
- Chart table

Bridge Deck Day Head

- Designed to the specifications of the head on a Boeing 737 Jet, she features a Royal Flush Head by Head Hunter, storage cabinet and a wash basin

Bar

- Keurig Coffee maker
- Uline Ice Maker (ULN-B198B-00)
- Dometic Refrigerator & Freezer (CRX1065)
- Glass Storage Cabinet

Deck

Swim-platform

- Custom made large fish cleaning table which mounts on starboard side
- Removeable Swim ladder
- Removeable Staple Rails for added safety and security
- 4 x stainless steel cleats for towing, or tying off tenders, sea plane and toys
- Two Tuna doors for access onto aft deck

Aft deck

- Extra wide gunwales with rod holders and fairleads inbuilt
- Huge 138 Gal LiveWell
- Removable davit with two mounting spots
- 2 x fighting chairs
- 2 x bosun locker / storage hatches in deck which doubles up as a soft patch for the engine room
- 2 x 50amp shore power intake connections on port side
- 2 x 50amp shore power intake connections on starboard side
- 1 x 30amp shore power output connection to connect to tender port side
- 1 x 30amp shore power output connection to connect to tender starboard side
- Port side Fresh water inlet and outlet / washdown connections
- Starboard side Salt water hose outlet connection
- 2 x Nilsson Winches to make line handling easy
- Port forward there is a heated hanging closet to ensure all wet weather gear is dry and ready for the next expedition
- Next to closet there is a large sink, tackle drawers and vacuum bagging station, ensuring fast processing time
- Starboard side forward has a oversized deep freezer which can be turned down to a refrigerator for long range cruising (24cubic ft)

Bridge deck aft

- Large bench seat to port with life raft storage underneath
- Additional bench seat to starboard

Foredeck

- Port-side locker for fender & line storage
- Starboard side locker is intrinsically safe and sealed for tender gas (8 x 5gal tanks) and propane storage
- Center locker has anchor chain and space for fender storage
- Sea anchor stowed in center locker
- Forfjord Anchor (Model 18) attached to hydraulic windlass and 100m of chain
- Fuel & Water tank fill from either port or starboard side
- 1500lb (SWL) Nautical Structures Davit
- 2 x Simpson Lawrence Capstans to make line handling easy

Tender: 15ft AquaPro RIB - Aluminum hull tender - recently upgraded sponsons in 2018 - King Spring Axel Trailer included for tender

Technical / Mechanical

- 1040gal Ballast Tank
- 171,000 BTU reverse cycle Cruisair heating and air conditioning system with 3 four-ton chillers for extreme weather conditions no matter where you're cruising
- Direct TV throughout on KVH Satellite
- 2 x 30-gallon used-oil storage tank
- Mechanical engine monitoring gauges
- New oil storage tanks: 40-weight 65 gallon and 30-weight 35 gallon tank
- Able to run vessel system hydraulics off of either one of the generators as a redundancy
- Prop puller with spare props

Starboard Engine Room

- Starboard Engine: 1995, Detroit Diesel 16V92 - 81627K01 - 1450HP / 1081.27kW - 3500 Hours (Serial Number: 16VF013589)
- Transmissions: Twin Disc MGNV332G-11 (2.43 ratio)
- Connected to Lo-Rez Couplings / Shaft Dampener to ensure a smooth ride
- Engines are mounted with BR4-TLS-2000 Lo-Rez Vibration Isolator mounts
- All part of Lo-Rez Soft-Mount Package
- Norther Lights 40kW Generator 360S1354 - M439D - S/N: 531226 with 5,310 hours with PTO for hydraulics
- Work bench with vice and Snap-On toolbox
- 1.5 horsepower Air Compressor
- Built in oil changing pump to make servicing easy on Generators, Engines and Transmissions
- SEPAR 2000 fuel filters
- Mastervolt MAS 24/100 charger (for house bank)
- Mastervolt MAS 24/3500 inverter
- FCI Dolphin Series Water Maker (1000gal per day)
- Fireboy Haylon fire suppression system
- Upgraded engine room fans
- Engine driven raw water fire suppression system which can be doubled up as axillary bilge suction with a valve
- Graco head macerator
- Thermopure 2 non-chemical waste treatment plant
- Large Sea-chest
- Pro-Safe FS60 60-amp Galvanic Isolator

Port Engine Room

- Port Engine: 1995, Detroit Diesel 16V92 - 81627K01 - 1450HP / 1081.27kW - 3500 Hours (Serial Number: 16VF013590)
- Transmission: Twin Disc MGNV332G-11 (2.43 ratio)
- Connected to Lo-Rez Couplings / Shaft Dampener to ensure a smooth ride
- Engines are mounted with BR4-TLS-2000 Lo-Rez Vibration Isolator mounts
- All part of Lo-Rez Soft-Mount Package
- Norther Lights 40kW Generator 360S1354 - M439D - S/N: 531225 with 5,310 hours with PTO for hydraulics
- Mastervolt MASS 24/25 Charger (main engine bank)
- FCI Dolphin Series Water Maker (1000gal per day)
- Fireboy Haylon fire suppression system

- Wormald fire hose reel
- Engine driven raw water fire suppression system which can be doubled up as axillary bilge suction with a valve
- Upgraded engine room fans
- Built in oil changing pump to make servicing easy on Generators, Engines and Transmissions
- Large Sea-Chest
- SEPAR 2000 fuel filters
- 3x 4-ton Cruisair chillers
- Pro-Safe FS60 60-amp Galvanic Isolator
- 2x A Sea DBT12 Smart Isolation Boosting Transformer for reliable shore power connection
- Fuel transfer system

Mechanical Disclaimer

Engine and generator hours are as of the date of the original listing and are a representation of what the listing broker is told by the owner and/or actual reading of the engine hour meters. The broker cannot guarantee the true hours. It is the responsibility of the purchaser and/or his agent to verify engine hours, warranties implied or otherwise and major overhauls as well as all other representations noted on the listing brochure.

Disclaimer

The company offers the details of this vessel in good faith but cannot guarantee or warrant the accuracy of this information nor warrant the condition of the vessel. A buyer should instruct his agents, or his surveyors, to investigate such details as the buyer desires validated. This vessel is offered subject to prior sale, price change or withdrawal without notice.



Profile Profile



Profile Profile



Profile Profile



Profile Profile



Profile Profile



Profile Bow



Bow Bow with tender and davit



Bow Bow with tender and davit



Bow Bow with tender and davit



Bow Anchor



Bow Bow with tender



Port Side Deck Port Side Deck



Aft Deck Aft Deck



Aft Deck Aft Deck



Swim Platform Swim Platform with removeable staple rails



Aft Deck Aft Deck



Aft Deck Aft Deck



Aft Deck Aft Deck



Aft Deck Aft Deck seating



Aft Deck Aft Deck double doors into main salon



Main Salon Main Salon




Main Salon Main Salon



Main Salon Main Salon large seating area



Main Salon Main Salon



Main Salon Main Salon



Main Salon Main Deck Day Head



Main Salon Main Salon Bar area



Main Salon Main Salon Bar area with pop out TV



Main Salon Main Salon



Main Salon Main Salon



Galley Galley




Galley Galley



Galley Port Side Lower deck landing - extra freezer & pantry / dry storage




Main Deck Main Deck



Dining Area Dining Area



Dining Area Dining Area



Dining Area Dining Area



Main Deck Forward Facing Corridor to forward cabins



Master Cabin Master Cabin



Master Cabin Master Cabin



Master Cabin Master Cabin



Master Cabin Master Cabin



Master Cabin Ensuite Master Cabin Ensuite Head



VIP Cabin VIP Cabin



VIP Cabin VIP Cabin



VIP Cabin Ensuite VIP Cabin Ensuite Head



Center Forward Guest Cabin Center Forward Guest Cabin



Center Forward Guest Cabin Center Forward Guest Cabin



Center Forward Guest Cabin Ensuite Center Forward Guest Cabin Ensuite Head



Center Forward Guest Cabin Ensuite Center Forward Guest Cabin Ensuite Head



Port Side Lower Deck Lobby Port Side Lower Deck Lobby with Freezer and Pantry / Dry Storage



Port Side Lower Deck Guest Cabin Port Side Lower Deck Guest Cabin



Port Side Lower Deck Guest Cabin Port Side Lower Deck Guest Cabin



Port Side Lower Deck Guest Cabin Port Side Lower Deck Guest Cabin



Port Side Lower Deck Guest Cabin Port Side Lower Deck Guest Cabin with Large hanging closet



Port Side Lower Deck Guest Cabin Ensuite Port Side Lower Deck Guest Cabin Ensuite Head



Starboard Side Lower Deck Lobby Starboard Side Lower Deck Lobby with Laundry



Starboard Side Lower Deck Guest Cabin Starboard Side Lower Deck Guest Cabin



Starboard Side Lower Deck Guest Cabin Starboard Side Lower Deck Guest Cabin



Starboard Side Lower Deck Guest Cabin Ensuite Starboard Side Lower Deck Guest Cabin Ensuite Head



Bridge Deck Bridge Deck with exterior seating



Bridge Deck Bridge Deck with exterior seating



Bridge Deck Bridge Deck with exterior seating




Bridge Deck Bridge Deck with exterior seating



Bridge Deck Bridge Deck



Bridge Deck Bridge Deck bar area with refrigerator and icemaker



Bridge Deck Bridge Deck Chart Table



Bridge Deck Bridge Deck Dining table and L-Shaped Seating



Bridge Deck Bridge Deck



Bridge Deck Helm Station



Helm Station



Helm Station



Bridge Deck Helm Station with NZ wool lined seats



Bridge Deck Bridge Deck



Bridge Deck Bridge Deck Day Head



Bridge Deck Docking remote control




Bridge Deck Bridge Deck Aft facing



Starboard Engine Room Starboard Engine Room



Starboard Engine Room Starboard Engine Room



Starboard Engine Room Starboard Engine Room



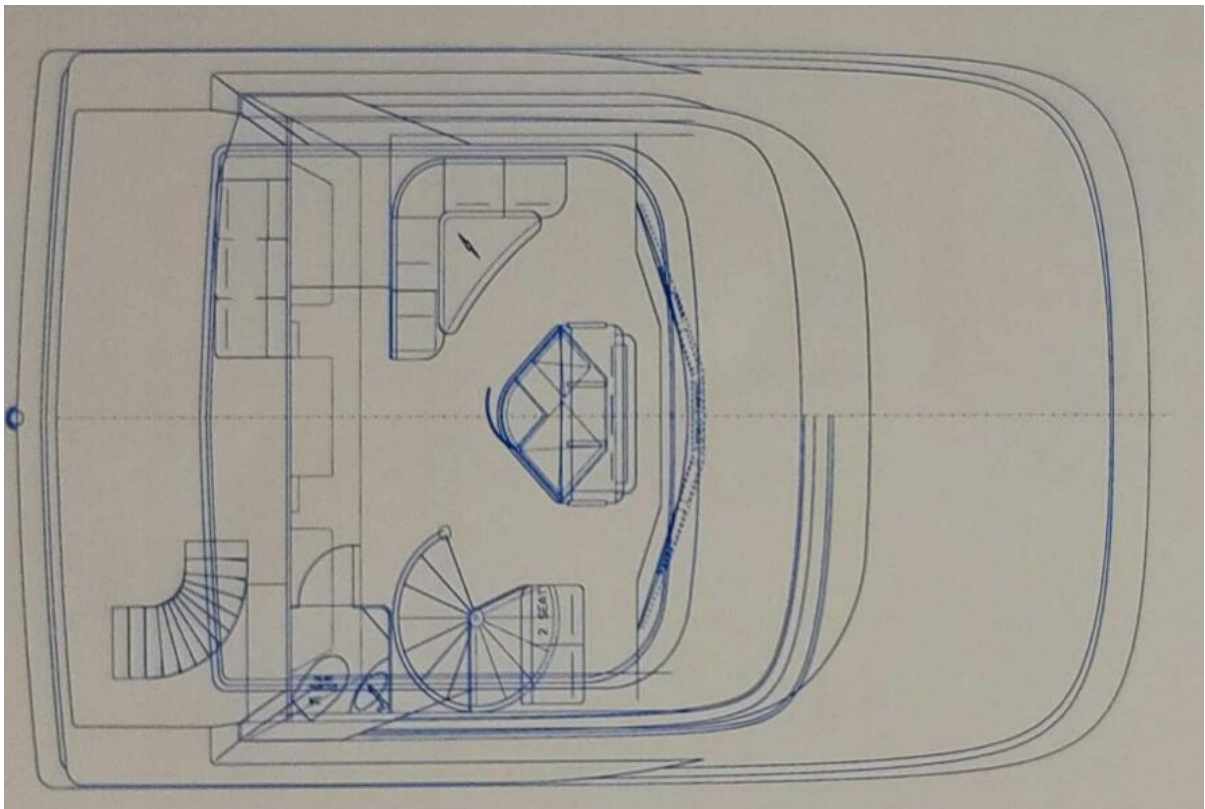
Port Engine Room Port Engine Room



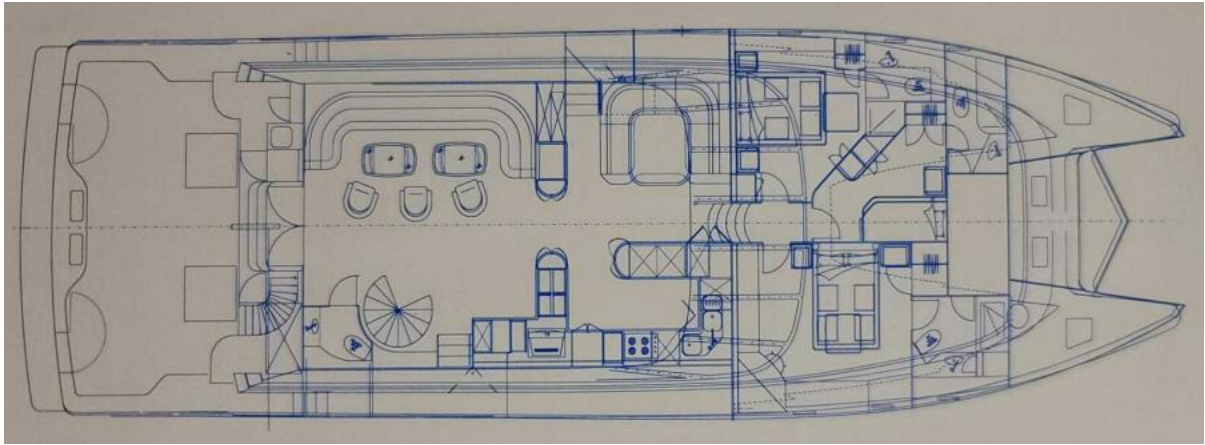
Port Engine Room Port Engine Room



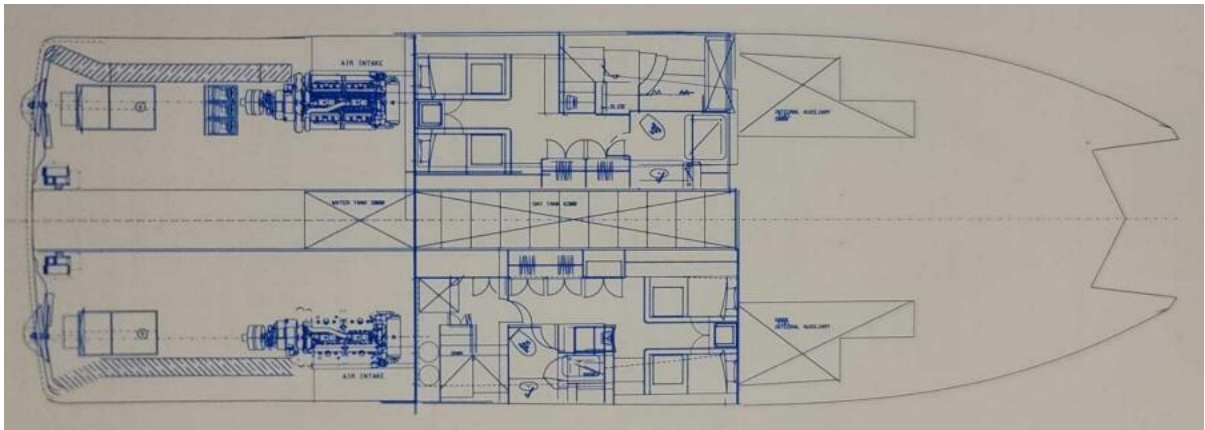
Port Engine Room Port Engine Room



Bridge Deck GA Bridge Deck GA



Main Deck GA Main Deck GA



Lower Deck GA Lower Deck GA



Profile Profile



Profile Profile



Profile Profile



Profile Profile