



JACLEN

61' (18.59m) 2005 Viking Sport Cruisers 61 Sport Cruiser
Ft. Lauderdale Florida United States



OVERVIEW

\$399,000

Manufacturer: *Viking Sport Cruisers*
Engines: 2 MAN
Engine Model: 2840LE403 V-10
Engine HP: 1050
Beam: 16' 0"
Max Draft: 4' 5"
Water: 185 G (700.3 L)

Hull Material: Fiberglass
Cruise Speed: 26 Knots
Max Speed: 33 Knots
Cabins/Heads: 3 / 3
Fuel Type: Diesel
Fuel: 790 G (2990.47 L)



Jeff Stanley jeff@gilmanyachts.com

1-954-249-0360

Data Sheet

Category: Sports Cruiser
Condition: Used
Model Year: 2005
Documented Year: 2004
Beam: 16' (4.88m)
Max Draft: 4' 5" (1.35m)
Min Draft: 4' 3" (1.30m)
LOA: 61' (18.59m)
Cabins: 3
Sleeps: 6
Heads: 3

Maximum Speed: 33 Knots
Cruise Speed: 26 Knots
Fuel Type: Diesel
Hull Material: Fiberglass
Hull Shape: Deep Vee
Air Conditioning: Yes

Gross Tonnage: 30
Dry Weight: 80000 lbs
Bow Thruster: Yes
Fuel Tank: 790 gal (2990.47 liters)
Fresh Water: 185 gal (700.3 liters)
Holding Tank: 70 gal (264.98 liters)
Builder: Viking
Interior Designer: Princess Yacht
HIN/IMO: VSC61095E405

Engines/Generators

Engine 1

MAN
2840LE403 V-10
Inboard
1050HP
782.99KW
Fuel: Diesel
Hours: 1346
Year: 2005
Location: Port

Engine 2

MAN
2840LE403 V-10
Inboard
1050HP
782.99KW
Fuel: Diesel
Hours: 1349.30
Year: 2005
Location: Starboard

Generator 1

Onan
21.50KW
Hours: 1493
Hours Date: 07/31/2023

Summary/Description

Seriously for sale! JACLEN is a Euro cruiser imported from Princess and marketed under the Viking brand with all U.S. specs from time of build. She has reasonable hours, high gloss joinery with no fogging of the clear finish layer around a 3 SR, 3 heads layout. She has the larger 1050hp MAN's.

Seriously for sale!

Walkthrough

Boarding **JACLEN** from a floating dock is onto the swim platform and to the portside boarding door to the Aft Deck. From a fixed dock one can board over the port or starboard gunwale.

The Aft Deck and platform have teak laid decks. The Aft Deck has fixed seating, a dining table, and comfortable steps to the Flybridge. Hatches below lead to the Engine and Generator Rooms.

The Salon is entered via a sliding glass door with a large U shaped settee to starboard and matching loveseat to port. Open tread steps give secondary access to the Flybridge, rare on a yacht of this size.

Next forward to starboard is the Galley, recessed below but allowing anyone working there to very much be a part of the action in the Salon.

Next forward is the Lower Helm with two bucket helm seats. To port is an L shaped Dining Area with table.

Centerline are steps to below. The Master is aft to starboard with a walk around queen size berth and a private Head and shower.

To port is a twin lower berth Stateroom also with a head and shower, that also serves as the Day Head.

All the way forward is the VIP Cabin with an island queen berth and a private head and shower.

The Flybridge has two access points, from the Salon or the Aft Deck. The helm is centerline. A large J-shaped seating area is to starboard. Aft is a large two-to-three-person sun pad with great storage below.

Salon

The Salon is entered via a sliding stainless steel trimmed door to port. The other two thirds of the bulkhead opens via the upper half electrically sliding down. The entire door area is covered by lined drapes.

Once inside to starboard is a large four-to-five-person Ultra Leather eggshell colored sofa. Outboard of the sofa is a large side window covered by Roman shades.

Immediately upon entering to port is a two-door cherry cabinet with an Coolmatic dual voltage bar fridge. Above is a backlit three shelf bar glass locker with Princess glasses behind glass doors with a cherry countertop below.

Next forward is a two-person loveseat, followed by a two-door cherry cabinet that can be used for entertainment electronics.

Next forward are six open tread steps to the Flybridge. Also in the Salon are nine overhead mini spots, Bose stereo speakers and rope lit ceiling detail and a carpeted sole.

Galley

The Galley is down three steps to starboard but still very much open to the Salon and Dining Area.

- Neff 4 Burner Ceran top cooktop
- (2) Marvel under counter refrigerators with cherry fronts and sea locks
- Sharp convection/microwave oven with grill (new Jan 2015) behind sliding door
- Avonite countertops
- Twin basin under mount stainless steel sink with Avonite covers
- Pullout waste disposal bin
- Overhead & under counter lighting
- 2 Piece access door to utility area
- (11) Cherry cabinet doors
- (1) Storage drawer
- (1) Fully stocked cutlery drawer - individually fitted
- Princess logo dishware
- (2) GFCI outlets
- Lift out storage well in sole
- Teak & holly sole

Utility Area

- Down three steps from the Galley
- Bosch Axis clothes washer
- Bosch Axis clothes dryer
- Marvel Deep Freeze
- (2) Storage cabinets
- Overhead lighting
- Bilge access panel
- 6' Headroom
- GFCI outlet

Dining Area

Opposite the Galley and one step up from the Salon is a raised L shaped dinette. The seating surface is ostrich eggshell ultra leather. The table is high gloss cherry with a cherry pedestal. The table seats four. Two stools stored elsewhere allow dining for six. Mini blinds cover the double side windows. Above are four halogen mini spots. The carpet in the center walkway is covered with a carpet runner. Next forward is a cherry countertop.

To starboard up two steps is the complete Lower Helm Area.

Main Helm, Lower Station

- Twin helm seats w/fore & aft adjustment, upholstered in eggshell ultra leather
- Stainless steel framed tempered glass windshield
- Burl Elm instrument console
- Full VDO engine instruments
- (2) VDO fuel gauges
- VDO rudder angle indicator
- Rexroth electronic engine controls
- Power assisted hydraulic steering

- Side power bow thruster control
- Furuno Nav Net 1833c 10" GPS/plotter/radar
- Simrad AP20 autopilot
- Icom M602 VHF with DSC
- ACR RCL 100 spotlight light control
- 4"Plastimo magnetic compass
- Trim tab controls
- Horn button
- Anchor windlass remote control
- Chart table with chart storage
- (3) Windshield wipers/washers
- (3) Bilge pump controls with indicator lights
- Sliding door to starboard side deck
- Tilt wood helm wheel
- SidePower bow thruster
- Key start/stop switches
- Sea Fire fire system override panel
- Furuno RD-30 data gauge
- Simrad 12" NSS evo3 plotter
- Portside electric window (by dining table)
- Horn switch
- (2) Drink holders
- Water tank gauge
- Holding tank monitor/discharge pump controls
- Glovebox
- AC & DC breaker panels
- Engine block heater breakers

Main Companionway

From the Lower Helm Area, down four carpeted steps is the Centerline Accommodation Companionway.

First to port is the Twin Lower Berth Stateroom. Next forward is the Guest Head with two doors to also serve as the Day Head. To starboard, down one step, is the Master Cabin with private Head.

All the way forward is the VIP Cabin with private Head.

Guest Cabin

Down two steps is the Twin Lower Berth Cabin. Each berth has a reading light with a two drawer cherry nightstand with table lamp between.

Above the outboard berth are two opening stainless steel portholes behind full drapes. Forward of the outboard berth is a two-door cabinet with two shelves within. Above is a 15" Sharp Aquos LCD TV. Furthest forward is a hanging locker and four shelves in the adjacent cabinet.

On the forward bulkhead is the Guest Head door. Also in this cabin are SMX digital A/C controls, three overhead mini spots, a carpeted sole and an arched cherry entry door.

Guest Head

The Guest Head also serves as the Day Head with a secondary entry door from the Main Companionway.

The sole is teak and holly. The vanity has one cherry door below and a curved under mount sink in the Avonite countertop above. Silver miniblinds cover the opening stainless steel porthole above. The toilet is a Sealand VacuFlush model. The shower has a clear glass door and sidelights, a seat, a handheld or wall mounted fixture, a teak grate sole and an exhaust fan. Also in the head are two cherry storage cabinets, an AC vent and three halogen mini spots above.

Master Cabin

Down one step to starboard from the centerline companionway is the Master Cabin . A tapered queen size walkaround berth is off the aft bulkhead.

Twin cherry nightstands with storage are outboard. The upholstered headboard spans the width of the berth and nightstands. Two directional reading lights are above. There are two drawers at the base of the bed. Outboard are two opening stainless steel portholes behind full drapes. Next forward is a full size hanging locker with an adjacent six shelf cabinet.

On the forward bulkhead is the entrance to the Master Head and a small vanity table with lift up storage and stool with storage within. Inboard from the berth is a two-door cabinet with five storage shelves.

Also within the cabin are SMX A/C controls, six overhead halogen mini spots and a carpeted sole.

Master Head

Forward and up one step from the Master is the private Head. The sole is teak and holly. The vanity has one cherry drawer below and an undermount sink in the curved Avonite countertop above. The toilet is a Sealand VacuFlush model. A cherry hamper with a hinged Avonite top is next forward (Euro models have a bidet here.) Outboard of the toilet is a fiddled Avonite shelf with an opening stainless steel porthole behind silver miniblinds and two storage cabinets above.

The stall shower has a clear glass door and sidelight, shelf, handheld or wall mounted fixture, an exhaust fan and a teak grate sole. Also in the Head is a mirror, five overhead halogen mini spots and an A/C vent.

VIP Cabin

All the way forward is the VIP Cabin with a tapered queen size pedestal berth. An upholstered headboard is mounted on a full beam mirrored panel with directional reading lights port and starboard.

Built in shelves serve as nightstands with lift up storage cuddies port and starboard. Above each is an opening stainless steel porthole with full drapes. Above are two hinged storage cabinets each side. Two drawers at the end of the berth are flanked by cut out meant to store the two stools used to increase the dining table to seat six.

Aft to port is a deep double hanging locker. Aft to starboard is a five-shelf storage cabinet and the entrance to the VIP Head. Also in this cabin are five halogen mini spots, digital SMX AC controls and a carpeted sole.

VIP Head

The sole is teak and holly. The vanity has one cherry cabinet below and a curved sink with Avonite countertop above. Silver miniblinds conceal an opening stainless steel porthole. Above are two hinged cherry cabinets.

The toilet is a Sealand VacuFlush model. The stall shower has a clear glass door, handheld or wall mounted shower fixture, teak grate sole and an exhaust fan. Also in the Head are four overhead halogen mini spots and an A/C vent.

Foredeck

- Non-skid fiberglass deck
- Stainless steel anchor chute w/bow roller
- Lewmar 2 KW electric capstan anchor windlass w/footswitch
- Welded stainless steel bow rails w/pennant staff & lifelines
- Freshwater wash down spigot
- Delta 75 lb. anchor with all chain rode
- Electric air horns
- Stainless steel framed windshield
- (3) Pantograph windshield wipers/washers
- Starboard access hatches into anchor locker
- Portside line storage locker
- Raised bulwarks w/stainless steel fairleads
- Bow cushion w/stainless steel handrails
- International Navigation lights
- Black Textulene windshield cover
- Round Bomar deck hatch into VIP
- Dual spring line cleats
- ACR search light
- West Marine hard bottom inflatable 2019

Aft Deck

- Teak over fiberglass decking
- Integral swim platform w/teak overlay
- (1) Teak steps from swim platform to aft deck
- Teak tread 7 step molded stairs to Flybridge
- Large storage locker under flybridge stairs
- Port & starboard warping windlasses w/footswitches under hinged top w/line storage below
- Starboard cockpit locker with (3) fuel shutoffs & manual fire system pulls, 3 zone hand bilge pump
- Hinged teak hatch to generator room
- Hinged teak hatch to engine room
- Portside hinged transom door
- Self draining deck with scuppers
- Aft bench seat w/removable cushions
- Hot & cold shower, portside
- Stainless steel handrails
- Pullout swim ladder, portside
- (2) Blue accent lights on swim platform wings
- Stainless steel trimmed sliding aft deck/salon door
- Large wet locker under swim platform deck
- (6) Overhead stainless steel trimmed lights-blue
- (2) Stereo speakers
- (3) Teak steps port & starboard to side decks with blue accent lights
- (3) Step stainless steel boarding ladder mounts on brackets port or starboard
- (4) Clamp on rod holders

- Tender davit behind hinged access panel

Flybridge

- Non-skid fiberglass decking
- Wet bar with Coolmatic fridge & electric grill just aft of helm seat
- Large U-shaped seating area for 6 - 7 with removable cushions
- Large hinged storage bin aft on bridge deck with sunbed, cushions & cover
- Fiberglass radar arch w/stainless radar tower
- Furuno 4' open array scanner
- Fiberglass hatch over steps to aft deck with stainless steel railing
- ACR RCL 100 remote control searchlight
- (4) Flybridge stereo speakers
- Forward access to Salon from hinged door with steps below
- Stainless steel handrails
- Deck level lighting
- Bronze Plexiglas screen across aft end of Flybridge
- Stainless steel Venturi wrap-around windscreen
- Low level LED deck lights
- Starboard side double curved seat forward
- FRP table w/twin pedestal legs & (4) drink holders
- Soft patch in deck for major engine removal

Flybridge Helm

- Centered forward w/dual bucket helm seats with fore/aft adjustment
- Furuno Nav Net 2 1833c 10" color GPS/radar/plotter
- Furuno RD 30 speed, depth, sea temp gauge
- Simrad AP 22 autopilot
- Simrad 12" NSS evo3 plotter
- ACR RCL 100 remote searchlight control
- Power assisted hydraulic steering w/stainless steel wheel
- Rexroth electronic engine controls
- VDO engine gauges
- VDO rudder angle indicator
- Bennett trim tab controls
- 4" Plastimo high speed magnetic compass
- Horn switch
- Bilge pump audible alarm panel
- Chart area under hinged plexiglass
- Venturi windscreen
- Twin matching VHF antennas
- Sea Fire engine shutdown override panel
- Engine start/stop buttons
- Glovebox
- (3) Stainless steel drink holders
- Tilt stainless steel helm wheel
- Remote VHF mic
- Thruster control
- Helm cover

Engine Room

- 2 ½" Stainless steel prop shafts
- Bennet hydraulic dual piston trim tabs
- 11hp SidePower bow thruster, 24 volt dual prop
- 5 Point Reverso 24-volt oil change system

Cruise Air reverse cycle A/C system 61,000 BTU as follows:

- VIP 7000 BTU
 - Guest Cabin 7000 BTU
 - Master Cabin 10,000 BTU
 - Salon 36,000 BTU
-
- Rexroth electronic engine controls
 - ZF transmissions Model 550A 1.97 to 1 ratio with filters
 - 20 Gallon water heater
 - Sealand VacuFlush toilet system
 - (5) Bilge pumps auto/manual
 - Hydraulic steering system
 - SeaFire FM 200 fire suppression system (2) units engine room, generator room
 - Separ fuel filters - dual bowl
 - Water in fuel warning lights at lower helm
 - Electric water pump
 - High capacity manual bilge pump with 5 way valve system
 - Engine room soundproofing
 - High volume engine room air intakes/extractors
 - Separ generator fuel filter
 - FRP generator muffler
 - Engine mufflers
 - Engine room access ladder
 - Generator room access ladder
 - Tides shaft seals with spares on shaft
 - Rexroth built in engine synchronizer
 - Fresh water spigot
 - LED lighting
 - Diamond plate decking

Lazarette

The Lazarette is very spacious due to the look of the rarely used single Crew Cabin.

Most of the equipment listed in the electrical subheading is located in this area.

Electrical

- 12 volt DC electrical system
- 24 volt DC electrical system
- (10) Group 27 batteries wired in series to provide 24 voltage regulator
- V-Power, (4) for engine starting, (6) for house service
- 120 Volt AC 60 HZ electrical system
- 240 Volt AC 60 HZ electrical system
- (2) Glendinning 50 amp 220 volt shore cord reels
- (2) 50 Amp 240 volt Cablemaster power cords
- (2) X split regulator devices from alternates to house & engine batteries
- Mastervolt 24V 100 amp battery charger
- X AC voltage regulator for interior lights (23.8 volts)
- (2) Charles Industries ISO boost 50 isolation transformers
- Electrical bonding system
- Onan 21.5 KW generator in generator sound shield compartment with 1493 hours (7/31/23)
- Engine alternators charge via relay system to isolate engine start from house batteries
- Remote battery master switches & control switch at main panel
- DC panel at helm with (20) breaker protected circuits, (2) analog voltmeters, battery amp meter
- AC 120 volt panel at helm with (10) breaker protected circuits & analog voltmeter
- AC 240 volt panel at helm with (10) breaker protected circuits & analog amp meters
- Generator start panel
- Mastervolt 12 volt generator battery charger
- (41) Breaker protected circuits in secondary panel under chart flat

Updates

DECEMBER 2023 MAJOR ENGINE SERVICE

1. Clean and repair heat exchangers
2. Clean and test MAN charge air coolers
3. Clean and test ZF gear coolers
4. Clean and test fuel coolers
5. New coolant and pressure test with new caps
6. Rebuild all 24 fuel injectors
7. Change impellers and belts
8. Change oil and filters
9. Change transmission oil and filters
10. Change fuel filters primary and secondary

DECEMBER 2023 GENERATOR SERVICE

1. Clean and test heat exchanger
2. Change oil and filter
3. Change impellor and belt
4. Change fuel filter, primary and secondary

Above work completed by Marine Diesel and Engineering at a cost of \$35,242.43. Receipts available!

Comments

JACLEN is an attractively priced Euro cruiser imported from Princess and marketed under the Viking brand with all U.S. specs from time of build.

She has reasonable hours, high gloss joinery with no fogging of the clear finish layer around a 3 stateroom, 3 head layout. She offers the larger 1050hp MAN option and a spacious lazarette.

US Duty Paid.

Exclusions

While every effort was made to list all pertinent included equipment aboard JACLEN, there are some personal belongings aboard. Prospective purchasers should assume any item not specifically mentioned herein will not convey at closing.

Disclaimer

The company offers the details of this vessel in good faith but cannot guarantee or warrant the accuracy of this information nor warrant the condition of the vessel. A buyer should instruct his agents, or his surveyors, to investigate such details as the buyer desires validated. This vessel is offered subject to prior sale, price change or withdrawal without notice.



Profile



Salon Looking Forward



Salon To Stbd.



Salon To Port



Salon Aft



Salon Looking Aft



Galley



Refrigerator




Hidden Microwave



Utility Room



Freezer



Dinette



Dinette Looking Aft



Helm




Main Electrical Panel



NavNet Radar



New Simrad Plotter



Companionway



Master Looking Aft



Master Looking Forward



Master Head



Master Vanity



Guest Cabin



Exterior Cushions Stored Inside



Guest Head



Guest Shower




VIP



VIP



VIP Looking Aft



VIP Head



VIP Shower



Bow



Windlass Detail



Side Decks



Bridge Looking Forward



Bridge Looking Aft



Bridge Starboard Side



Bridge Seating



Bridge Sunlounge



Bridge Grill



Helm Area



Helm



Newer Simrad Plotter



Helm Center



Helm Starboard Side



Easy Flybridge Stairs



Aft Deck Seating



Swim Platform Crane



Engine Room Entrance



Starboard Engine



Engine Room Center



Aft Of Port Engine



Generator In Lazarette



Transformer



Batteries



New Water Heater



Lazarette Looking Aft



Alt Profile 1



Alt Profile 2



Stern Quarter