



# COFRESI'S CHILD


42' (12.80m) 2006 Cabo Rico Chuck Paine 42  
Warwick Rhode Island United States



## OVERVIEW

**\$295,000**

Manufacturer:	Cabo Rico	Hull Material:	Fiberglass
Engines:	1 Yanmar	Cruise Speed:	
Engine Model:	4JH5E	Max Speed:	
Engine HP:	54	Cabins/Heads:	2 / 1
Beam:	12' 6"	Fuel Type:	Diesel
Max Draft:	5' 6"	Fuel:	125 G (473.18 L)
Water:	118 G (446.68 L)		



## Data Sheet

Category: Cruisers

Condition: Used

Model Year: 2006

Beam: 12'6" (3.81m)

Max Draft: 5' 6" (1.68m)

Min Draft: 5' 6" (1.68m)

LOA: 42' (12.80m)

LWL: 32' 2" (9.80m)

Cabins: 2

Heads: 1

Fuel Type: Diesel

Hull Material: Fiberglass

Hull Shape: Monohull

Air Conditioning: Yes

Bridge Clearance: 61'

Displacement: 26800 Fuel Tank: 125 gal  
(473.18 liters)

Fresh Water: 118 gal (446.68 liters)

Holding Tank: 45 gal (170.34 liters)

Builder: Cabo Rico

Designer: Chuck Paine

Exterior Color: White

HIN/IMO: CQB42016B506

## Engines/Generators

### Engine 1

Yanmar

4JH5E

Inboard

54HP

Fuel: Diesel

Year: 2014

Location: Middle

## Summary/Description

Newer Yanmar (2014). Custom layout for extended time aboard. Best of care and maintenance. Here's a fresh and beautiful offshore sailboat, ready for new owners to enjoy.

## INTRODUCTION

Custom details and specifications and ongoing maintenance of the highest order make COFRESI'S CHILD a truly special one-owner boat. Designed by Chuck Paine (C.W. Paine Yacht Design of Camden, Maine), the boat has time-honored lines and a feel that are virtually impossible to find in a sailboat built in the 2000s.

## ACCOMMODATIONS

Below decks, COFRESI'S CHILD's fit, finish and detail are outstanding. Joinery is crafted with solid varnished teak, not teak plywood veneers. Doors and drawer faces are raised-panel solid teak with custom quality hardware, and lockers have teak doors or panels with louvers for ventilation. Overhead hatches are framed in solid teak and have hinged drop-down screens framed in varnished teak. Cabin trunk ports are opening and fabricated in stainless steel -- even the screens are stainless. Add the boat's solid teak and holly varnished cabin sole and you start to get the picture.

Leaving the cockpit and descending the companionway steps into the galley area, you know all the more that you are now aboard a boat that is indeed special.

COFRESI'S CHILD's layout provides fore and aft sleeping cabins, a main salon with a truly generous galley and thoughtful custom provisions for storage space throughout, that few sailing vessels of her size can claim.

The owner's stateroom is forward and features a queen-sized berth on center. The cabin is lined with louvered opening lockers on both sides and has storage lockers with shelves to starboard. There is access to a divided chain locker forward and stowage below the berth that can be accessed from both a vertical locker door mounted on the front face of the berth, as well as from above, through a large hatch.

Just aft of the forward cabin and to port is the head. Head includes a separate shower stall with built-in teak bench and teak sole grating. Sink is porcelain, mounted within a Corian counter. Toilet is both electric and manual. Head is well-designed for extended time onboard and has good ventilation and natural light.

The salon is charming and is a place that invites you to cozy up to a book or just hang out. There is a settee to starboard with opposing dinette-style seating to port. On the bulkhead forward of the dinette, there is a custom wine cabinet. The salon table is hinged to the bottom of this cabinet, allowing it to be swung up and housed behind the cabinet's louvered doors. Further, the dinette converts to a double berth by using a transom berth sliding panel. When the table is in its up position, the dinette area is an open area for lounging. Dinette and settee cushions and bolsters are upholstered with lovely deep green Ultrasuede. Ports are opening stainless steel ports with stainless screens.

To starboard and across from the dinette and at the aft end of the settee is the nav station. Nav station has all the electronics one needs and more. There are two electrical panels; both are close at hand and are hinged for easy access to the wiring behind.

The aft cabin is to starboard, adjacent and aft of the companionway. The berth is a generous single and there are custom stowage compartments adjacent to the berth and below the cockpit that have the capacity to stow a truly unusual amount of equipment and personal gear.

Lastly, COFRESI'S CHILD has an amazing U-shaped galley. It's located to port, adjacent to the companionway and in the aft quarter of the salon, and it's so well-conceived, it makes you want to cook and, more importantly, invites you do it while underway. The Force 10 stove with oven is gimbale, the refrigerator/freezer has six inch insulation, and counter space and storage lockers are amazing. Further, COFRESI'S CHILD has a custom pantry locker across from the galley. The galley, as with so many custom features, make COFRESI'S CHILD particularly well suited for spending extended time aboard.

#### Interior Features Include:

- Hand-rubbed varnished solid teak below deck joinery
- Off-white ceiling panels with teak strips
- Varnished teak hand holds
- Stainless opening ports and hatches with screens
- Air conditioning in forward stateroom
- LED dome lights and reading lamps
- Lee cloths for offshore
- Custom galley pantry locker
- Courtesy lights
- Hella fans
- 110 V outlets and 12 V outlets

#### GALLEY

One of the nicest galleys you will find in a boat of her size. Galley is aft and to port of the companionway steps, ideal for serving food in the cockpit. Elegant touches everywhere, all the way down to the light in the refrigerator. Exceptional counter space, and countertops are off-white Corian.

#### Features Include:

- Top and front loading refrigerator
- Dedicated freezer
- Gimbale 3-Burner Force 10 stove and oven with safety bar
- Microwave

- Pantry locker with creative shelving to starboard
- Deep double deep stainless steel sinks
- Stainless single-lever galley faucet
- Aqua Pure filtered water system
- Sink area storage bins
- Fresh water galley sink foot pump
- Concealed built in trash bin
- Overhead galley dish storage and glass storage
- Dry food storage area

## HEAD

- Manual toilet
- Holding tank with gauge
- Separate stall shower with teak seat
- GFI 110 outlet
- Dome lights
- Stainless opening hatch
- Fan
- Y-Valve
- Deck pump-out or overboard offshore pump-out
- Built in mirrored teak sink cabinet
- New head hoses (2020)

## **ELECTRICAL SYSTEM**

- (5) AGM 105 amp/hour house batteries (2019)
- Dedicated Lifeline engine battery (2019)
- Balmar 100 amp alternator
- Solar panels, 240 watts, mounted above bimini
- 12 V air conditioning, forward stateroom
- Xantrex 2 kW inverter charger
- Link 1000

## 12 V Systems

- Refrigeration Novacool system
- Cabin lights
- Nav lights

## 110 V Shore Power

- (2) 30 amp
- Seaward hot water heater
- Microwave
- AC outlets

## ENGINE / MECHANICAL EQUIPMENT

COFRESI'S CHILD has been maintained to feel like a new boat. All manuals, instructions, diagrams for electrical, wiring terminal block list, plumbing and operation convey. Complete documentation. Spares parts kits for engine, alternator, water maker. Original check-sheet for vessel commissioning.

### MECHANICAL

- Yanmar 4JH5E, 54hp (new 2014)
- Front, side, rear and top opening panels for engine access
- Engine located amidships under galley counter
- S/S 1-1/4" propeller shaft
- Cutlass bearing (new 2014)
- PYI dripless shaft seal
- Three-blade bronze prop
- Dual Racor 500 water separators with valve to switch one to the other while underway
- Electric fuel prime pump
- Electric oil change pump
- Lifeline engine start battery
- Engine compartment light
- Engine room blower
- Single-lever engine controls

### ON DECK

- Edson pedestal steering
- Vented deck locker located within aft deck for propane tanks

### PLUMBING

- Tank tender
- Spectra 3000 water maker
- Hot water heater

### REFRIGERATION

- Novacool 110v and 12v systems with separate freezer

## ELECTRONICS and NAVIGATION EQUIPMENT

- Furuno NavNet, Radar and CMap NT Max chart plotting
- CMap weather routing system
- Furuno NavTex receiver
- ICOM 802 SSB with DSC and Pactor modem for e-mail
- Furuno GPS

- ICOM 602 VHF with DSC
- Furuno multifunction repeater
- Raymarine wind instruments
- Raymarine tridata display - speed, depth, log
- Nav Pod in the cockpit with Furuno radar and chart plotter
- Raymarine ST6000 autopilot with hydraulic linear drive
- EPIRB "406"
- Tridata display
- Remote VHF mic
- 12 V outlet
- Bose speakers
- Engine control panel
- Windlass remote
- Navigation lights (LED)
- Tricolor/anchor/strobe (LED)

## **SAILS and RIGGING**

Chuck Paine created the design with the live-aboard cruising couple in mind. The sail plan was designed for easy sail handling, and the rig is friendly for the Intracoastal Waterway bridges with its 61-foot height. The boat's modest 5'-6" draft is perfect for the ICW, Bahamas, Keys and Chesapeake Bay. The cutter rig with dual roller furling makes the sail size all the more manageable. The double spreader rig is well stayed with fore and aft lowers, and the mast is keel-stepped, using an elevated mast step so bottom of mast base is above any bilge water.

- Cutter rig with hydraulic backstay tensioner
- Sail area = 1,134 sq. ft.
- 135 percent genoa
- Lazy jacks
- Staysail
- Fully battened loose-footed mainsail
- Running backstays
- Storm jib
- Trysail on separate mast track
- Spare halyards
- Roller furling for both headsails
- Schaefer roller furling for genoa (new 2014)

### WINCHES

- Lewmar #54 ST primaries
- Lewmar electric 44 ST halyard winch
- Lewmar #40 ST two-speed secondaries
- Lewmar self-tailing halyard winches on the mast
- Line stoppers for all control lines

## **DESIGN and CONSTRUCTION**

OFRESI'S CHILD's builder, Cabo Rico, is famous for the quality of its construction and for its strong

glass hull construction. Structural bulkheads are all glassed in to provide strength and stiffness. The hull-to-deck joint is a raised bulwark design that creates a large channel structure around the entire vessel, which makes the boat even stronger. The joint is sealed with 5200 and thru-bolted. The bulwark design has the added benefit of providing a vertical platform for attaching lifeline stanchions which is stronger and less likely to ever leak. The solid teak and holly sole is attached with epoxy glue, and there is no area of the bilges and substructure that leaves wood exposed to the elements. There is a complete grounding system using heavy industrial wire and connections and a totally encased keel ballast.

The deck design offers secure bulwarks as an added safety factor. The mainsheet traveler is out of the cockpit forward of the dodger, so it does not interfere with those in the cockpit. The cockpit is deep and secure, with a bridge deck. The deck handrails and high lifelines provide real security going forward.

### DECK FEATURES AND EQUIPMENT

- Caribe RIB tender w/ 9.9 hp Honda OB
- Abundant stowage
- Great ventilation with (3) stainless dorades and (6) stainless deck hatches
- Stainless steel ports with screens
- Stainless steel opening hatches
- Vented deck hatch located aft to port dedicated for propane tanks
- Edson pedestal steering
- Hinged teak hatch screens
- High bulwark with teak cap rail
- High double life lines
- Boarding gates amid ships, port and stbd.
- Kato stainless steel crane for outboard motor
- Dodger with hand grab rails (new 2018)
- Bimini
- Canvas connector panel tying dodger and bimini to one another
- Awning over the boom
- Large cockpit drains
- Stainless stern rail with teak port and starboard seats
- Propane BBQ at stern pulpit
- Instrument repeaters in the cockpit: Nav Pod radar/plotter, wind speed, depths, autopilot
- Edson steering
- Beautiful cockpit table in varnished teak
- Teak cockpit grate
- Drink holder at pedestal
- Cockpit shower
- Cockpit lights
- Wheel cover

### **GROUND TACKLE**

- (2) Bow rollers for anchors
- CQR 65 lb. anchor with 240' 5/16" hi-tensile stainless anchor chain (new 2014)
- Bruce 45 lb. anchor with dedicated chain and rode
- Muir Cheetah HR2500 electric windlass with foot switch and remote control in the cockpit





- Foredeck anchor locker
- Foredeck wash-down faucet

## OFFSHORE SAFETY EQUIPMENT

- Winslow 6-man life raft in deck mounted canister
- Hand held Magellan GPS
- Paratech 18' sea anchor with 300' of one inch rode
- Sea drogue
- Jacklines
- Mustang PFDs with harnesses
- Sat phone
- Stocked ditch bag
- (2) Life raft watermakers

## REMARKS

COFRESI'S CHILD is a truly compelling boat -- a must-see for anyone wanting a best-in-class, ready-to-enjoy, wholesome, good-looking cruising sailboat.





COFRESI'S CHILD



Under Sail



Main Salon



Port L-Shaped Settee





Port Settee, Fwd.



Table Down, Wine Rack Open



Stbd. Settee





Nav Station and Electric Panels



Forward Cabin





Head



Aft Cabin Berth





Aft Cabin Storage Stbd.



Aft Cabin Storage, Port





Aft Cabin Storage, Open



Galley Looking Aft



Galley Aft





Galley



Galley



Side and Top Access, Storage





Pantry Locker





Pantry Locker, Open



Storage Cabinet Over Galley



Under Sail





Port Bow Qtr.



Fwd. Stbd. Qtr.





Foredeck




Deck Fwd.





Cockpit with Wheel/Binnacle Cover



Helm w/ Nav Pod



Cockpit Table





Stern Seats, Port and Stbd.



On the Hard




Transom

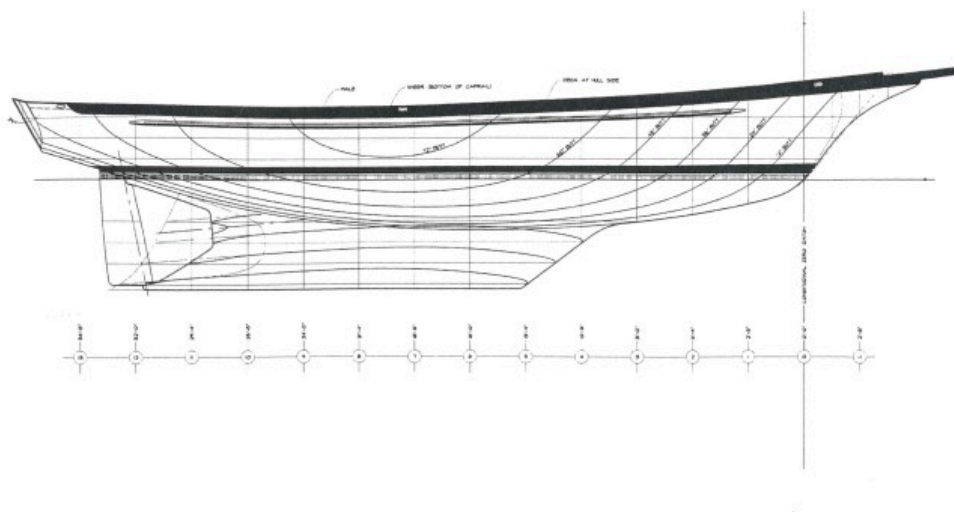


Yanmar, Installed 2014






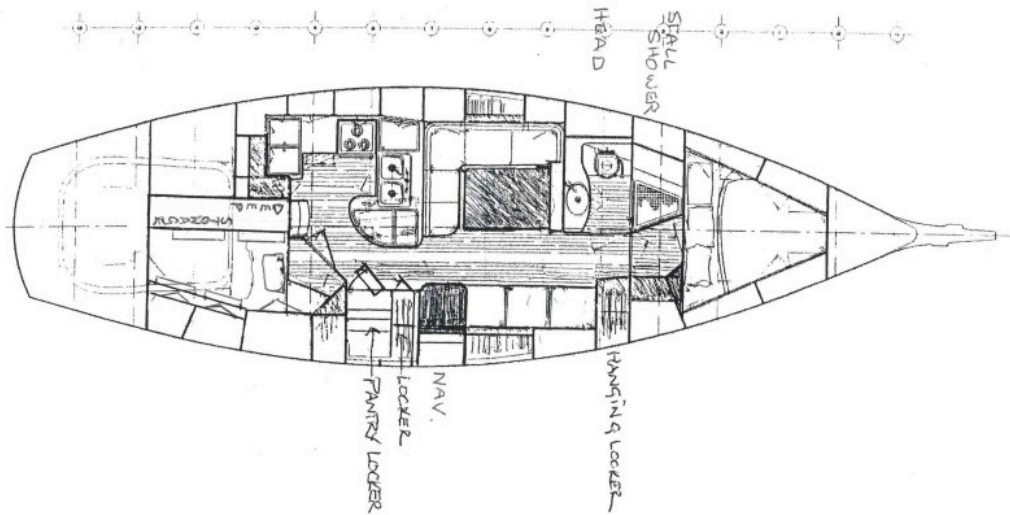
Engine



Hull Profile Line Drawing



Profile Drawing



Layout