



WINDWALKER II

60' (18.29m) 1999 Lyman-Morse Hood Custom 60
Newport Rhode Island United States



OVERVIEW

\$1,200,000

Manufacturer:	<i>Lyman-Morse</i>		
Engines:	1 VOLVO	Hull Material:	Composite
Engine Model:	D3	Cruise Speed:	8 Knots
Engine HP:	150	Max Speed:	9 Knots
Beam:	16' 0"	Cabins/Heads:	3 / 2
Max Draft:	"	Fuel Type:	Diesel
Water:	218 G (825.22 L)	Fuel:	318 G (1203.76 L)



Data Sheet

Category: Cruisers
Subcategory: Sloop
Condition: Used
Model Year: 1999
Beam: 16' (4.88m)
Min Draft: 6' 6" (1.98m)
LOA: 60' (18.29m)
LWL: 45' 8" (13.92m)
Cabins: 3
Sleeps: 8
Single Berths: 6
Queen Berths: 1
Heads: 2

Maximum Speed: 9 Knots
Cruise Speed: 8 Knots
Fuel Type: Diesel
Hull Material: Composite
Hull Finish: Awlgrip
Air Conditioning: Yes

Displacement: 57000 Fuel Tank: 318 gal
(1203.76 liters)
Fresh Water: 218 gal (825.22 liters)
Holding Tank: 50 gal (189.27 liters)
Builder: Lyman-Morse
Designer: Ted Hood
HIN/IMO: 1086426

Engines/Generators

Engine 1

VOLVO
D3
Inboard
150HP
Fuel: Diesel
Hours: 330
Hours Date: 06-01-2020
Year: 2016
Location: Middle

Generator 1

Kohler
2013
13KW
Hours: 425
Hours Date: 06/01/2020

Summary/Description

The combination of Lyman-Morse's fine Maine craftsmanship, Ted Hood's proven design performance and a dedicated owner make WINDWALKER II the finest yacht available in this size range.

The talented craftsmen of the Lyman-Morse Boat Building Company in Thomaston, Maine, combined traditional woodworking skills with modern composite construction techniques to create the magnificent sailing yacht WINDWALKER II. Her beautiful profile and exquisite joinery details, all maintained "like new," will impress anyone. This handsome shoal-draft centerboard design by Ted Hood is easily driven in light winds and is seakindly offshore.

The incredible equipment list allows for safe offshore sailing and comfortable extended cruising. Recent significant upgrades include new engine, generator, teak decks and flush deck hatches. Without a doubt, the combination of Lyman-Morse's fine Maine craftsmanship, Ted Hood's proven design performance and a dedicated owner make WINDWALKER II the finest yacht available in this size range.

ACCOMMODATIONS and LAYOUT

WINDWALKER II sleeps six in three private staterooms, plus two in the main salon. The interior is beautifully finished in hand-crafted teak with satin finish and gloss accents. White bulkheads, hull ceilings and tongue and groove overhead, combined with raised-panel teak lockers and laminated deck beams, create a truly classic Herreshoff style. Floorboards are teak and holly with a gloss finish, all refinished, 2013, with two-part varnish.

The open feeling below is further accentuated by topside windows and numerous hatches and portholes. Tasteful décor and fabrics throughout including throw pillows, bedding and towels.

Master Stateroom

The owner's cabin forward features a centerline queen berth with seats each side. There are two large hanging lockers, twin bureaus and numerous other drawers and lockers. All new fabrics, 2013.

Fwd Head/Shower

Next aft to port is the head with Corian countertops and VacuFlush toilet. A shower stall with teak grate is adjacent with separate access from salon/guest cabin.

Forward Guest Stateroom

The forward guest cabin is to starboard and features a large lower berth with fold-down upper berth. There is a wash basin, hanging locker and bureau along with several drawers.

Main Salon

The main salon includes a U-shaped settee to starboard with customized dining table that expands from a cocktail table and is highlighted by intricate inlays. Outboard of the settee is a pilot berth with TV forward in cabinet. To port are two swivel chairs, a concealed icemaker and spacious navigation station with ship's electrical control panel.

Aft Guest Stateroom

The second guest cabin is aft to port, with generous upper/lower berths, a bureau and numerous other drawers.

Aft Guest Head/Shower

The en-suite head/shower is also accessible from the base of the companionway to provide a convenient day head.

Galley

A U-shaped galley is to starboard with vertical door leading aft to large engine room space under cockpit. The galley is large by any standard with generous countertop area, extensive storage space and twin vertical doors for easy refrigerator/freezer access. Other features include:

- Granite countertops with honeycomb core
- Twin stainless steel sinks with retractable faucet
- Force 10 four-burner propane stove with (3) 10 lb tanks
- GE microwave oven
- Sea Frost 24 volt refrigerator and freezer systems (all new 2016)
- Sea Frost 24 volt long-term freezer compartment under sole (new 2016)
- All drawers on roller slides
- Custom glass, bottle and dish storage

- Full galleyware, including pots and pans, dishes, glasses and utensils

ELECTRONICS and NAVIGATION EQUIPMENT

- Furuno Navnet 3D radar and GPS/plotter (new 2013) with displays at nav and helm and C-maps for U.S. east coast, Caribbean and AIS
- Raymarine autopilot with remote hand-held
- Furuno GP-37 GPS
- Raymarine instruments with (4) displays in cockpit, (1) display at nav station
- ICOM M-604 VHF (2010) at nav with command mic at helm
- Uniden loud hailer with remote in cockpit
- ICOM M-802 SSB (new 2013)
- Fusion DVD/CD player with speakers in salon, cockpit and each cabin, with separate volume controls and iPod adapters
- Panasonic TV
- KVH Satellite phone (2010)
- KVH/Fleet broadband antenna
- Syrens WiFi receiver/amplifier

ELECTRICAL SYSTEM

- 24 volt DC/ 240 volt AC electrical system
- Custom electrical control panel at nav station
- Kohler 13 kW generator (new 2013, 425 hours as of spring, 2020)
- (1) 50-Amp shore power inlet with cable
- Mastervolt 100-amp battery charger
- Mastervolt 3500 Watt inverter
- Mastervolt battery monitor
- 100 Amp engine alternator
- (6) 8D AGM house batteries (2018)
- (2) Engine/generator start batteries (2017)
- High water bilge alarm
- Cantalupi flush chrome overhead light with dimmers
- Accent lights with dimmers
- Frigast stainless steel reading lights
- (6) Hella cabin fans

MECHANICAL EQUIPMENT and ENGINE DETAILS

- Volvo D3 five cylinder, 150 hp diesel engine (new 2016 - 330 hours as of spring, 2020) with Walters V-drive
- 3-Blade Max feathering propeller
- New cutlass bearing (2018)

- Spurs line cutters
- Volvo electronic engine controls
- Lewmar 200 SVT 24 volt retractable bow thruster
- Edson steering system with custom FRP pedestal
- Edson varnished teak and holly steering wheel (new 2013)
- Fireboy engine room fire extinguisher
- Tank tender gauges
- Headhunter fresh water pump
- Torrid 12-gallon water heater
- Salt water deck washdown
- Hot/cold shower at stern
- Raritan icemaker
- Asko washer and dryer
- (2) Automatic electric bilge pumps
- (2) Manual bilge pumps
- (2) VacuFlush toilets
- 50-Gallon holding tank with overboard discharge
- 50-Gallon gray water tank
- Marine Air reverse-cycle air conditioning (3-zone), forward unit new (2017)
- Sea Recovery watermaker, 50 gallons/hour

HULL

The hull was laminated using the Scrimp resin infusion process, creating a hull lamination that is completely uniform in the resin-to-fiber ratio as well as complete adhesion of the foam core material to the inner and outer skins. The Scrimp process results in an extremely strong hull and internal structure. Because of the owners' desire for a traditionally styled interior and exterior, the deck of WINDWALKER II was built with a varnished teak cabin trunk with beautifully laid teak decks that were completely replaced in 2016. The deck was laid over laminated teak and ash deck beams, creating a beautifully detailed interior overhead scheme.

Topsides are black Awlgrip with clear coat. Gold leaf cove stripe, single white boot, green bottom. Painted rubrail with stainless striker (all paint new 2013). Bottom was soda-blasted with new epoxy barrier coat, 2014.

Her centerboard configuration offers minimum draft of 6'-6" with board up and maximum draft of 13-8" with board down.

MAST, SAILS and RIGGING

Mast and Rigging

- GMT carbon fiber triple spreader mast (2004)
- Carbon fiber Park Avenue boom with lazy jacks
- Reckmann hydraulic genoa furler (2004)
- Navtec rod rigging (2004), serviced and tested regularly
- Removable inner forestay/runners
- Navtec hydraulic backstay, boom vang, outhaul
- Insulated backstay for SSB
- Carbon spinnaker pole
- Multiple spreader lights

Sails

- North 3DI full battened mainsail (2014)
- North 3DI 130% genoa (2014)
- North spectra/carbon 130% cruising genoa (2015)
- Main Sailing Partners full batten mainsail, Spectra/carbon (2005)
- 90% Spectra jib top (2000)
- 1.5 oz. cruising asymmetrical spinnaker
- 1.5 oz. asymmetrical spinnaker (2010)
- Genoa staysail (2010)
- Staysail
- Storm staysail
- Storm trysail

DECK and DECK EQUIPMENT

- Lewmar windlass with remote at helm (new 2015)
- 66 lb. Bruce anchor with 300' all-chain rode
- 65 lb. CQR with rope/chain rode
- Luke storm anchor with rope/chain rode
- (4) S/S cowl vents with teak dorade boxes
- (4) Custom Freeman flush deck hatches (new 2013)
- (4) S/S deck hatches (new glass 2017)
- (12) S/S opening portholes
- (3) Fixed hull windows (re-bedded 2013)
- (2) Deck prisms
- Antal genoa tracks, turning blocks (new 2013), jammers etc.

- Antal main traveler system with custom S/S bridge
- (2) Antal #52 ST halyard winches
- (2) Antal #70 ST electric primaries
- (2) Antal #52 ST electric secondaries
- (2) Antal #65 ST electric mainsheet winches
- (1) Antal #52 ST electric main halyard/centerboard winch
- (1) Antal #40 ST reef/traveler winch
- Varnished teak toe rails, cabin side, handrails, dorade boxes, cockpit trim
- Custom teak cockpit table with cooler built in
- Covers for steering pedestal and cockpit table
- Covers for handrails and dorade boxes
- Dodger
- Cockpit awning
- Deck awning
- S/S side swim ladder
- S/S side boarding ladder
- GMT carbon stern passerelle
- (2) 10 lb. propane tanks
- Winslow 10-man life raft in valise with ditch bag
- (10) Life jackets
- 406 EPIRB
- Jacklines
- Flares
- Horseshoe life ring
- MOB
- Life sling
- (3) Portable fire extinguishers
- Weems and Plath clock/barometer
- Teak ensign pole
- Navatrol stainless steel propane barbecue
- Achilles 10.2 hard bottom inflatable (2010)
- Yamaha 15 hp outboard (2010)
- Custom deck chocks for dinghy
- Cockpit cushions with backrests
- Full complement of extensive spares

EXCLUSIONS

- Owner's personal effects
- Artwork
- Tools



- Inflatable PFD's, personal AIS and harnesses
- Binoculars

DISCLAIMER

The company offers the details of this vessel in good faith but cannot guarantee or warrant the accuracy of this information nor warrant the condition of the vessel. A buyer should instruct his agents, or his surveyors, to investigate such details as the buyer desires validated. This vessel is offered subject to prior sale, price change or withdrawal without notice.





WINDWALKER Hood/Lyman-Morse Custom 60



On Mooring



Windwalker Interior Looking Fwd. Interior, Looking Fwd.



Windwalker Salon Looking Fwd. Main Salon, Looking Fwd.



Windwalker Nav Area Main Salon, Port



Windwalker Main Salon Port Nav Area



Windwalker Main Salon Stbd. Main Salon, Stbd.



Windwalker Salon Looking Aft Salon, Looking Aft



Windwalker Overhead Details Overhead Details



Windwalker Owners Cabin Owner's Cabin, Fwd.



Windwalker Owners Cabin Port Owner's Cabin, Port



Windwalker Owners Cabin Stbd. Owner's Cabin, Stbd.



Windwalker Fwd. Head and Shower Fwd. Head and Shower



Windwalker Fwd. Guest Cabin Fwd. Guest Cabin



Windwalker Cabins Fwd. Cabins Fwd.



Windwalker Galley Galley



Windwalker Galley Looking Aft Galley, Looking Aft



Windwalker Aft Guest Cabin Aft Guest Cabin



Windwalker Aft Head Aft Head



Under Sail



Windwalker At Dock Bow



Windwalker Stemhead Stemhead




Windwalker Foredeck Foredeck



Windwalker Looking Aft Deck, Looking Aft



Windwalker Midships Midships



Windwalker Looking Fwd. Deck, Looking Fwd.



Windwalker Cockpit Looking Aft Cockpit, Looking Aft



Windwalker Cockpit Cockpit



Windwalker Helm Helm



Windwalker Aft Deck Aft Deck



Aft Port Qtr.



Windwalker Aerial View Fwd. Aerial View, Fwd.



Windwalker Aerial View Aft Aerial View, Aft



Windwalker Carbon Rig Carbon Rig

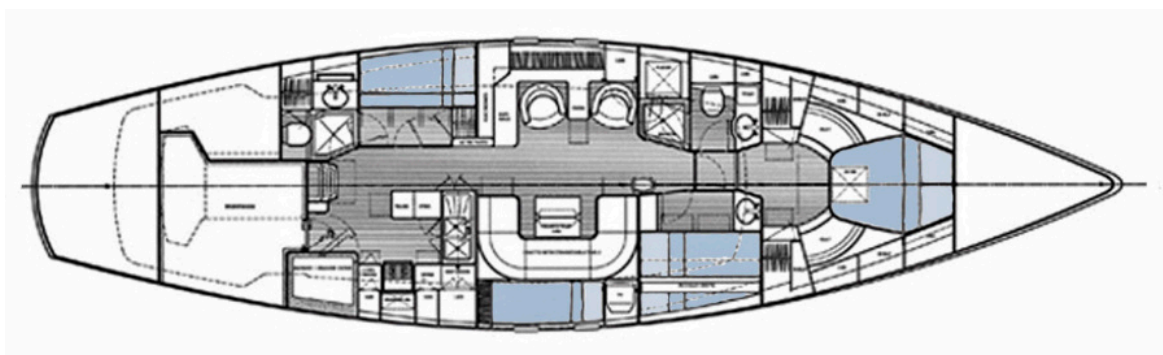




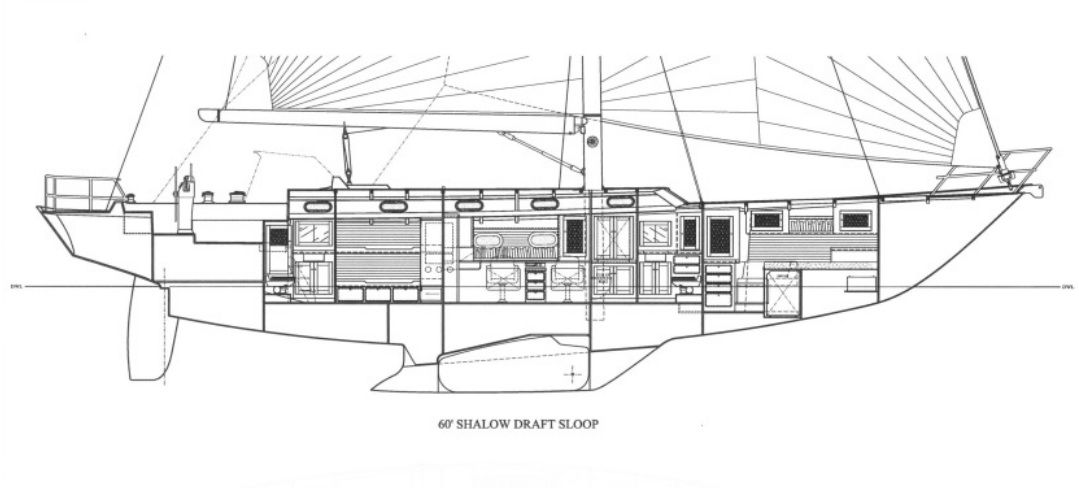
Windwalker Engine Compartment Engine Compartment



Windwalker Engine Main Engine



Windwalker Hood LM Custom 60 Layout Hood/Lyman-Morse Custom 60 Layout



Windwalker Profile Line Drawing Profile Line Drawing