



Lathia

45' (13.00m) 1999 Sea Ray 450 Express Bridge
Cocoa Florida United States



OVERVIEW

\$145,000

Manufacturer: Sea Ray

Engines: 2 Cummins Diamond Series

Engine Model: 6CTA 8.3M

Engine HP: 430

Beam: 14' 8"

Max Draft: 3' 5"

Water: 100 G (L)

Hull Material: Fiberglass


Cruise Speed: Knots

Max Speed: Knots

Cabins/Heads: /

Fuel Type: Diesel

Fuel: 400 G (L)





Data Sheet

Category: Motor Yachts
Subcategory: Express Cruiser
Condition: Used
Model Year: 1999
Beam: 14'8" (4.47m)
Max Draft: 3' 5" (1.04m)
LOA: 45' (13.00m)
Single Berths: 6

Knots
Knots
Fuel Type: Diesel
Hull Material: Fiberglass

Fuel Tank: 400 gal Fresh Water: 100 gal
Holding Tank: 60 gal

Engines/Generators

Engine 1

Cummins Diamond Series
6CTA 8.3M
Inboard
430HP
320.65KW
Fuel: Diesel
Hours: 1768
Year: 1999
Location: Port

Engine 2

Cummins Diamond Series
6CTA 8.3M
Inboard
430HP
320.65KW
Fuel: Diesel
Hours: 1768
Year: 1999
Location: Starboard





Summary/Description

For Sale

**Recent Price Reduction
BRAND NEW FULL ENCLOSURE (January 2018)**

"Lathia" is powered by upgraded and desirable Twin Cummins Diamond Series 6CTA 8.3M Turbo 430 hp each and upgraded Westerbeke 10kw Genset.

FRESHLY PAINTED BOTTOM JOB and HULLS SIDES BUFF 'n WAXED (January 2017)

The Sea Ray 450 Express Bridge brings many of your comforts of home directly onboard. Her **three stateroom layout** has comfortable accommodations for up to eight (8) people, a full galley, washer/dryer, central vac, Bose sound system and many more modern day amenities.

CLICK ON LINKS TO VIDEOS TO WALK THRU THE INTERIOR and EXTERIOR OF THIS FINE SEA RAY 450.

Call Listing Broker Kevin Welsh at Edwards Yacht Sales for more info.

Dimensions

LOA: 51.33 feet
Beam: 14.67 feet
Displacement: 29500 pounds

Tankage

Fuel: 400 gallon (2 tanks total)
Water: 100 gallon
Holding: 60 gallon (2 tanks total)

Galley

Kenyon Flush-Mount Three Burner Electric Stove (New Stove top installed April 2012)
Coffee Maker
Upper and Lower Storage Cabinets
Floor Storage Compartment
Fiberglass Countertop w/Corian Cutting Board Trash Chute
Stainless Steel Stove Rail
Microwave/Convection Oven
120V/12V Norcold Refrigerator/Freezer, rebuilt 2009 Glass Storage Cabinets
Dish Storage Cabinets
Breakfast Bar w/2 Swivel Bar Stools

Bridge





Untitled

25 # icemaker installed 2011

5 cu ft Freezer installed 2011

Molded walk down to front deck. What a convenience!

Stereo Radio Plays x&rsquom or TV sound with TV Picture on Garmin 5012

Electronics

Garmin 5012 plotter and fish finder with XM weather

Garmin HD Radar

RCL-100 Point Pad For Spot Light

Raytheon Raypilot 650 Autopilot

Trim Tab Controls hydraulic cylinders replaced 2012

Ray 210 VHF Radio

Salon has flat screen LED TV and Bose sound system

Electrical

10.0 kW Westerbeke Diesel Generator (1037 hrs)

Single 50A/240V/60Hz Dockside Shore

Power w/50' Cord with Glendening Cord Minder

Lofranz Windlass

Remote Circuit Breaker Panel

50A Electronics Circuit w/Ground Plate Macerator

(2) Automatic Bilge Pumps

30,000 BTU Cruisair AC/Heater (240V/60hz)

SMX II AC Controls (Galley)

SMX II AC Controls (Master Berth)

SMX II AC Controls (Guest Berth)

11 Gallon Water Heater (240V)

120V/50A 12V Converter

Main Distribution Panel

Emergency Start System For Engines

Automatic Engine Synchronizer

Galvanic Isolator

Main DC Breaker Panel

Color Coded Wiring w/Chafe

Safety



Untitled

Fixed Fire Suppression System in Engine Room

Flares

Fire Extinguishers

First Aid Kit

Life Jackets

Equipment List

Sea Ray 450 Express Bridge Specifications - Standard Equipment Hull and Deck - 316 Stainless Steel Bow Rail (1 1/8" Diameter) - 316 Welded Stainless Steel Deck Rails - 4-Bolt Stainless Steel Cleats (8) - Boot Stripes - Bottom Paint - Brass-Threaded Garboard Drain Plug - Color-Coordinated Thru-Hull Fittings - Color Schemes (Blue, Green, or Black & Tan) - Fiberglass Stringer System - Fiberglass Swim Platform w- Hidden Stainless Steel Ladder & Grab Handle - Foam-Filled Under-Floor Areas - Gel-Coat (Arctic White) - Gel-Coated Bilge Area - High-Performance Vinylester Resin - Integral Bow Pulpit - Integral Hull Vent System - Meets Applicable USCG & ABYC Standards - Navigation Lights - NMMA Certification - PVC Rub Rail w- Stainless Steel Insert - Rod Holders (2) - Stainless Steel Bilge Ladder - Stainless Steel Deck Fill Plates - Stainless Steel Port Lights (6 Opening) - Translucent Deck Hatch w- Locks & Sky Screen Cover. **Lofrans Progress I Rope/Chain combo Windlass (new motor Feb 2015) w/UpDown controls on Flybridge and Deck** - Danforth Anchor Rope Storage w/ Hatch, Washdown Faucet & Hose Holder.

Cockpit/Transom: One 50amp 120V Outlet - Aft Transom Wall w- Fiberglass Storage Bins & Fold-Out Aft Seat - Aft Wall Fender Storage - Cockpit Side Storage Areas - Courtesy Lights - Dual Transom Doors - Molded-In Cockpit Boarding Steps - Insulated Engine Compartment - Self-Bailing Fiberglass Cockpit w- Gas-Assisted Bilge Service Hatch

Bridge - 316 Stainless Steel Bridge Safety Rails - Adjustable Captain's Chair w- Armrest & Flip-Up Thigh-Rise Bolster - Aft Bench Seat - Aluminum-Framed Venturi Shield w- Handrail - Beverage Holders - Bridge Cocktail Table - Bridge Control Station w- Windscreen - Bridge Cover - Burl Instrument Panels - Courtesy Lights - Fiberglass Sport Spoiler - Forward - Aft Bench Seating w- Storage Below - Molded Bridge Access Steps w- Storage Compartment - Walk-Thru Bridge w- Door & Hinged Venturi - Wet Bar w- Sink, Trash Receptacle, Glass & Bottle Storage, Fridge/Freezer (12Vdc/120Vac), Icemaker (120V - 60 Cycle) - Wood-Accent Steering Wheel Cabin - 12V Directional Lighting - 12V Indirect Lighting - 120V Lighting - 120V Outlets Throughout (GFI Protected)

Salon: 120V Vacuum is Beam Dual Outlet - Deep-Pile Marine Carpet - Fabric Day - Night Shades w- Drape Trim - Granite-Colored Countertops & Tables (Aurora or Sandstone) - Handcrafted Wood Trim - Interior Sunbrella Carpet Runners - Sliding Cabin Door w- Screen - Throw Pillows Galley - 120V - 12V Refrigerator - Freezer - 120V Microwave - Convection Oven - Breakfast Bar w- Swivel Barstool - Dish Storage Cabinet - Fiberglass Countertop w- Corian Cutting Board & Grohe Faucet - Floor Storage Compartment - Flush-Mount Three-Burner Electric Stove (240V) - Glass & Bottle Storage Cabinet - Coffeemaker (120V - 60 Cycle) - Stainless Steel Handrail - Stainless Steel Stove Rail - Trash Chute w- Concealed Removable Trash Can - Upper & Lower Storage Cabinets Salon - Desk w- Swivel Barstool - Dining Table - Raised U-Shaped Sofa - Dinette - CD Storage Cabinet - Vizio Flat Panel Color TV - Panasonic DVD player (120V - 60 Cycle) w- Antenna & TV Coax to Dockside - Storage Cabinet

Forward Master Stateroom - Cedar-Lined Hanging Lockers w- Mirrored Doors - Drawers & Storage Under Bed - Enclosed Gunwale Cabinets - Floor Storage Compartment - Full-Length Mirror - Full-Size Pedestal Bed w- Pillows, 2 Sets of Sheets & Coordinated Spread - Innerspring Mattress - Side Storage Shelves - Vizio Flat Panel Color TV, Sony DVD Player, Antenna & TV Coax to Dockside Private Master Stateroom head and separate shower stall - Corian Vanity Top w- Sink,



Storage & Medicine Cabinet w- Mirror - Grohe Designer Faucet - Power Vent - Privacy Door - Shower w- Seat, Adjustable Shower Wand & Acrylic Circular Door - Stainless Steel Handrail - Upper Storage Cabinet - VacuFlush Head w- Fiberglass Settee Lid

Guest VIP Stateroom - Built-In Storage w- Drawers - Cedar-Lined Hanging Locker w- Mirrored Door - Circular Skylight - Floor Storage - Full-Size Bed w- Pillows, 2 Sets of Sheets & - Coordinated Spread - Private Entrance to Guest Head & Shower - Under-Bed Storage w- Gas-Assist Lift - Entertainment Center for Guest Stateroom - Color TV/VCR, - Antenna & TV Coax to Dockside

Guest Head & Shower - Corian Vanity Top w- Sink, Storage & Medicine Cabinet w- Mirror - Grohe Designer Faucet - Power Vent - Privacy Doors - Shower w- Seat, Adjustable Shower Wand & Acrylic Circular Door - Stainless Steel Handrail - VacuFlush Head w- Fiberglass Settee Lid

Aft Stateroom - Built-In Storage - Full-Size Bed w- Pillows, 2 Sets of Sheets & Coordinated Spread - Upper Storage Cabinet - Splendid Washer/Dryer Combo (120V - 60 Cycle) or (220V - 50 Cycle)

Windshield and Canvas - Bridge Cover - Opening Deck Window - Tempered Glass Windshield - Sunbrella Bimini Top w/ Full Enclosure - Windshield Cover - Windshield Shades

Technical - 120V - 50 Amp - 12V Converter - 50 Amp Electronics Circuit w- Ground Plate - 60 Gallon Head System Holding Tank w- Dockside Pump-Out - 8-D Batteries w- Boxes (2) & Group 27 for Genset (1) - 8.5 Gallon Water Heater (240V) - ACR Remote-Controlled Spotlight - Aluminum Fuel Tanks w- Remote Fuel Filters & Electric Senders - Automatic Bilge Pumps (2) - Automatic Engine Synchronizer - Automatic Shower Sump Pump & Float Switch - Backlit Switch Panel w- Illuminated Weatherproof Rocker Switches & Dimmer Control - Bilge Lights - Bilge Washdown Faucet - Cabin High Water Alarm & Pump - Color-Coded Wiring w- Chafe Protection - Compass - Concealed Air Horn - Crossover Fuel System - Custom Sea Ray Backlit Instrumentation w- Low-Glare Blue Night Lighting - Dockside Water Inlet - Dual 12V Pressure Water System - Dual Racor Filters & Fuel Shutoff Valves - Electric Bilge Blowers (2) - Emergency Start System (Engines) - Engine Alarms (Water, Oil & Transmission Oil) - Engine Drip Sumps - Freshwater Washdown w- Hot & Cold Cockpit Shower - Galvanic Isolator - Glendinning Cablemaster (240V - 60 Cycle) with 75' Cord, Wireless Remote - Halon Fire Suppression System - High Water Bilge Alarm & Pump - Hydraulic Steering w- Tilt Wheel - Main DC Breaker Panel - Main Distribution Panel - Oil Changer System - Remote Circuit Breaker Panel - Ship's Bell - Systems Monitor Panel - Tachometers w- Hour meters - Teleflex Dual Gear Shift & Throttle Controls - Telephone Inlet - Underwater Exhaust System (Patented) , Westerbeak 10kw Generator - Remote Start - Muffler, Freshwater Cooling, Filter, Seacock & Seawater Strainer - 120V - 60 Cycle 10.0 kW Westerbeke Diesel.

Air Conditioning and Heating 3 independent units. Raystar VHF Radio & Antenna

Underwater Gear - 1 3/4" Stainless Steel Prop Shafts - Bonding System w- Large Zinc Hull Plate - Dripless Shaft Logs w- Extra Seal Carrier Kit - Hydraulic Trim Tabs - Manganese-Bronze Rudders & Struts - Propeller Modules - Propellers - Seacocks On All Underwater Fittings - Seawater Strainers Engine -

UPGRADED: Twin-Cummins 6CTA 8.3M (T-430 hp - 321 kW) 1760 hrs w/Vdrives. Generator - Remote Start - Muffler, Freshwater Cooling, Fuel Filter & Seawater Strainer - **Westerbeke Diesel - 120V/240V - 60 Cycle 10.0 kW Westerbeke Diesel** -

GARMIN 5012 GPS Chartplotter in 2010 w/GARMIN Radar- Raypilot Autopilot 650 - - Bridge Refrigerator/Freezer and Icemaker- Console Cover - Forward Deck Sun Pad - Gray Water System - Swim Platform - Live Baitwell System - Macerator w- Seacock Interlock System - Manual Bilge Pump System - Vitricor Interior Wood Package (Clear Maple)

Upgraded Manufacturer Provided Description

For those who believe the view is always better at the top, the Sea Ray 450 Express Bridge provides a great spot to enjoy it from. It's long and wide with a generous beam of 14 feet 8 inches to offer plenty of space for entertaining, and plush sleeping accommodations for up to eight people. The walk-through bridge features an adjustable captain's chair,

forward and aft bench seats with storage below, a wetbar with ice maker, and a snap-in carpet. The helm is the finest control station ever designed by Sea Ray for optimum visibility, and easy access to a host of standard electronics. Also standard are the bridge cover and cocktail table. The aft cockpit has abundant storage in the transom wall, which also features a convenient fold-down seat. Dual transom doors open out to the large fiberglass swim platform (with its own concealed ladder) and there are molded fiberglass cockpit stairs for easy boarding. In the spacious, well-lit cabin of Sea Ray 450 Express Bridge, the salon provides a homelike setting surrounded by granite-look countertops and tables, handcrafted wood trim, plush throw pillows, and deep-pile marine carpet. The comfortable U-shaped sofa - dinette invites guests to take their leisure while enjoying the Vizio Flat Panel TV and Panasonic DVD. In the galley, there's plenty of room for cooking and provisions with a Kenyon three-burner electric stove, 12vdc/120VAC refrigerator and freezer, microwave - convection oven, coffee maker and more. Plenty of storage space can be found in upper and lower cabinet space and in a floor storage compartment. Serving meals is also easy at the breakfast bar. Even cleanups are made worry-free with custom-molded fiberglass countertops and a concealed trash receptacle. The Sea Ray 450 Express Bridge has private accommodations, including a forward stateroom with full-size bed and innerspring mattress, entertainment center with Vizio Flat Panel TV, Sony DVD player and storage space including enclosed gunwale cabinets. The master shower and head area is complete with a VacuFlush toilet and power vent, vanity, sink, and mirrored medicine cabinet. In the guest stateroom, there's a full-size bed, TV/VCR combo and plenty of built-in storage along with its own private VacuFlush head and shower. And there's a third stateroom aft with yet another full-sized bed, abundant storage areas, and a Splendid washer/dryer combo. The 450 Express Bridge with **UPGRADED twin Cummins 6CTA 8.3M Diamond Series (430 hp each)**, V-drives and a meticulously crafted hull, provides outstanding performance while the patented underwater exhaust system keeps the ride quiet as well. An **upgraded Westerbeake 10.0 kW diesel generator** provides added security while a host of upgrades - including autopilot, hydraulic trim tabs, swim platform, and more - enable Express Bridge owners to set their own standards of excellence for cruising the high seas.





SEA RAY 450 Express Bridge Manufacturer Provided Image



SEA RAY 450 Express Bridge



Brand New Enclosure Jan 2018



SEA RAY 450 Express Bridge Flybridge



SEA RAY 450 Express Bridge Walk Thru



SEA RAY 450 Express Bridge Cockpit



SEA RAY 450 Express Bridge Cockpit



SEA RAY 450 Express Bridge Salon



SEA RAY 450 Express Bridge Dinette



SEA RAY 450 Express Bridge Bar 'n Galley



SEA RAY 450 Express Bridge Galley



SEA RAY 450 Express Bridge Master



SEA RAY 450 Express Bridge Master Head



SEA RAY 450 Express Bridge VIP Guest Stateroom



SEA RAY 450 Express Bridge Guest Head



SEA RAY 450 Express Bridge Galley



SEA RAY 450 Express Bridge Galley



SEA RAY 450 Express Bridge Dinette



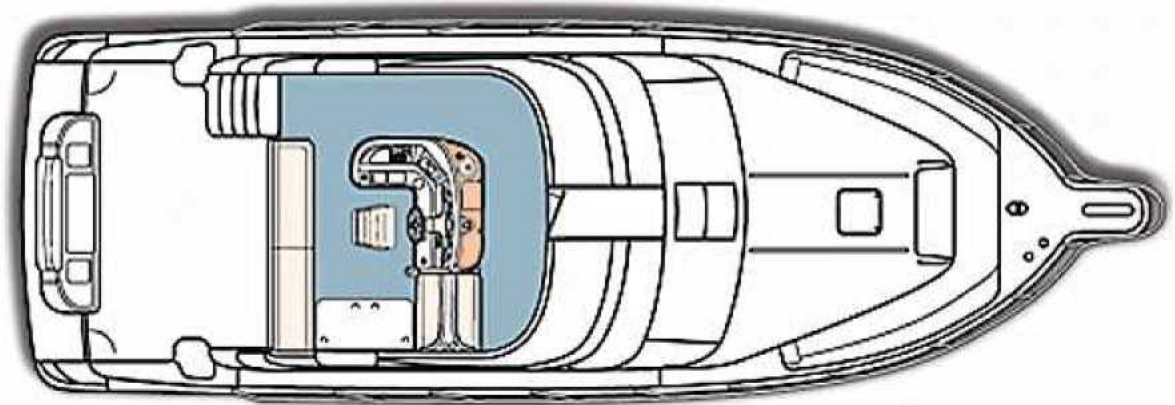
SEA RAY 450 Express Bridge 3rd Stateroom



SEA RAY 450 Express Bridge 3rd Stateroom



SEA RAY 450 Express Bridge Washer/Dryer



Manufacturer Provided Image



SEA RAY 450 Express Bridge Full Enclosure



SEA RAY 450 Express Bridge Layout Pad



SEA RAY 450 Express Bridge Deck



SEA RAY 450 Express Bridge Deck



SEA RAY 450 Express Bridge Cockpit



SEA RAY 450 Express Bridge Cockpit



SEA RAY 450 Express Bridge Swimplatform



SEA RAY 450 Express Bridge Helm



SEA RAY 450 Express Bridge Helm



SEA RAY 450 Express Bridge Helm



SEA RAY 450 Express Bridge Flybridge



SEA RAY 450 Express Bridge Flybridge Fridge/Freezer/Icemaker



SEA RAY 450 Express Bridge Flybridge Fridge/Freezer/Ice Maker



SEA RAY 450 Express Bridge Forward Helm Seating




SEA RAY 450 Express Bridge Walk thru



SEA RAY 450 Express Bridge Walk Thru



SEA RAY 450 Express Bridge Layout Pad



SEA RAY 450 Express Bridge Lofruns Windlass



SEA RAY 450 Express Bridge Cockpit




SEA RAY 450 Express Bridge Engine Room



SEA RAY 450 Express Bridge Twin Cummins



SEA RAY 450 Express Bridge Westerbeak 10kw Genset



SEA RAY 450 Express Bridge Deep Cycle Bank



SEA RAY 450 Express Bridge Starboard Engine



SEA RAY 450 Express Bridge Portside Engine



SEA RAY 450 Express Bridge Racor Filters



SEA RAY 450 Express Bridge Racor Filters



SEA RAY 450 Express Bridge Holding Starboard



SEA RAY 450 Express Bridge Charger



Brand New Enclosure Jan 2018



Brand New Enclosure Jan 2018